SAU
QUALITY TOOLS ENGINEERING

UTENSILI PER TORNITURA ESTERNA
EXTERNAL TURNING TOOLS
WERKZEUGE FUER AUSSENBEARBEITUNG
OUTILS DE TOURNAGE EXTÉRIEUR
UTENSILIOS PARA TORNEADO EXTERIOR

D	D	P	P	M
DCLNR/L Pag.A 10	**DTJNR/L** Pag.A 14	**PCLNR/L** Pag.A 16	**PSBNR/L** Pag.A 19	**MTJNR/L** Pag.A 23
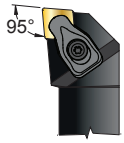	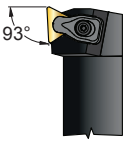	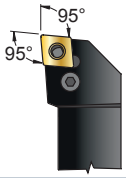	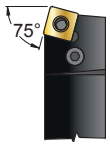	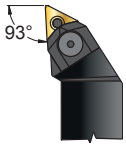
CNM. 1204.. 1606..	TNM. 1604..	CNM. 0903.. 1204.. 1606.. 1906..	SNM. 1204.. 1506.. 1906..	TNM. 1604.. 2204..
⏍ 20x20 - 32x32	⏍ 20x20 - 32x32	⏍ 16x16 - 40x40	⏍ 20x20 - 40x40	⏍ 20x20 - 32x32
DCBNR/L Pag.A 10	**DWLNR/L** Pag.A 15	**PCBNR/L** Pag.A 16	**PSDNN** Pag.A 19	**MTENN** Pag.A 23
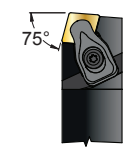	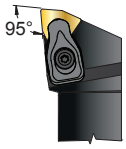	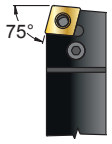	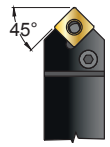	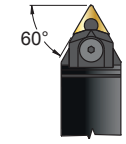
CNM. 1204..	WNM. 0804..	CNM. 1204.. 1606.. 1906..	SNM. 1204.. 1906..	TNM. 1604.. 2204..
⏍ 20x20 - 32x32	⏍ 20x20 - 25x25	⏍ 20x20 - 40x40	⏍ 20x20 - 32x32	⏍ 20x20 - 32x32
DCKNR/L Pag.A 11		**PCKNR/L** Pag.A 17	**PSKNR/L** Pag.A 20	**MWLNR/L** Pag.A 24
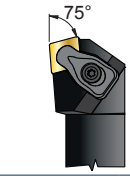				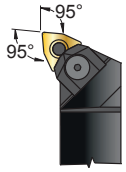
CNM. 1204..		CNM. 1204.. 1906..	SNM. 1204.. 1506.. 1906..	WNM. 0604.. 0804..
⏍ 20x20 - 32x32		⏍ 20x20 - 40x40	⏍ 20x20 - 40x40	⏍ 20x20 - 32x32
DCSNR/L Pag.A 11		**PCSNR/L** Pag.A 17	**PSSNR/L** Pag.A 20	
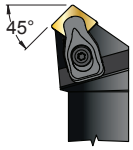		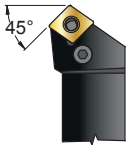	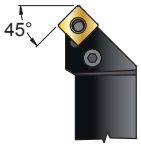	
CNM. 1204..		CNM. 1204..	SNM. 1204.. 1506.. 1906..	
⏍ 20x20 - 32x32		⏍ 20x20 - 25x25	⏍ 20x20 - 40x40	
DDJNR/L Pag.A 12		**PDJNR/L** Pag.A 18	**PTFNR/L** Pag.A 21	
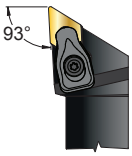		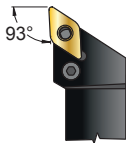		
DNM. 1506..		DNM. 1104.. 1506..	TNM. 1604.. 2204..	
⏍ 20x20 - 25x25		⏍ 16x16 - 32x32	⏍ 20x20 - 32x32	
DSKNR/L Pag.A 13		**PDNNR/L** Pag.A 18	**PTGNR/L** Pag.A 21	
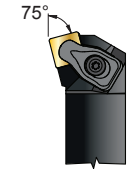		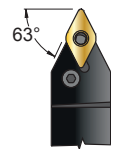	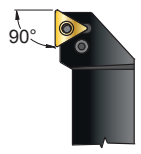	
SNM. 1204.. 1506..		DNM. 1506..	TNM. 1604.. 2204..	
⏍ 20x20 - 32x32		⏍ 20x20 - 32x32	⏍ 20x20 - 32x32	
DSSNR/L Pag.A 13			**PWLNR/L** Pag.A 22	
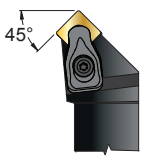			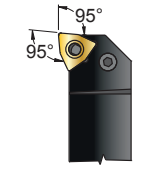	
SNM. 1204..			WNM. 0604.. 0804..	
⏍ 20x20 - 25x25			⏍ 16x16 - 32x32	

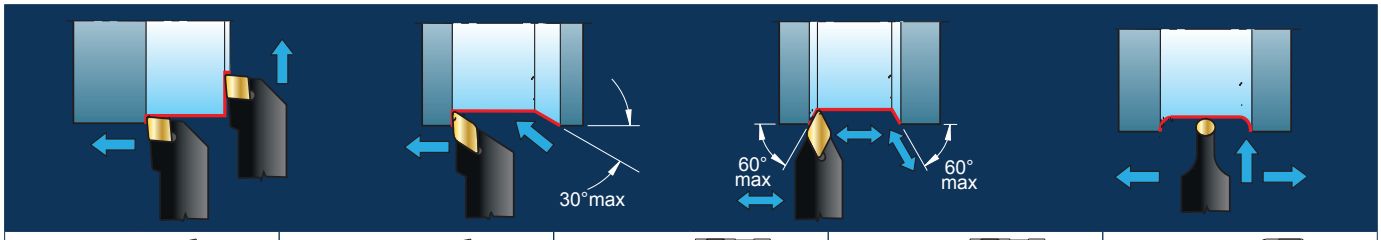

M	M	S	S	C
MCLNR/L Pag.A 25	**MVJNR/L** Pag.A 28	**SCLCR/L** Pag.A 30	**STGCR/L** Pag.A 35	**CKJNR/L** Pag.A 39
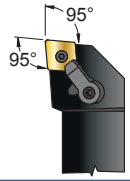	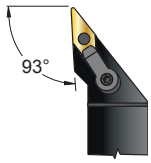	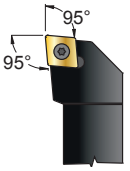	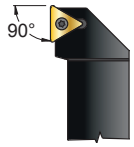	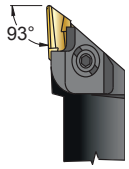
CNM. 1204.. 1606.. 1906..	**VNM.** 1604..	**CC..** 0602.. 09T3.. 1204..	**TC..** 0902.. 1102.. 16T3..	**KNUX** 1604..
20x20 - 32x32	*20x20 - 32x25*	*08x08 - 25x25*	*08x08 - 25x25*	*20x20 - 32x32*
MDJNR/L Pag.A 26	**MVVNN** Pag.A 28	**SDHCR/L** Pag.A 31	**SVHCR/L** Pag.A 36	
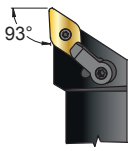		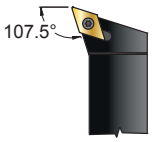	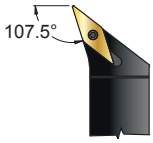	
DNM. 1506..	**VNM.** 1604..	**DC..** 0702.. 11T3..	**VC..** 1103.. 1604..	
20x20 - 32x32	*20x20 - 32x25*	*10x10 - 25x25*	*16x16 - 32x25*	
MDQNR/L Pag.A 26	**MVPNR/L** Pag.A 29	**SDJCR/L** Pag.A 31	**SVJCR/L** Pag.A 36	
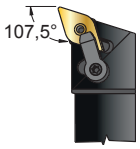	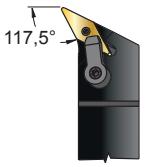	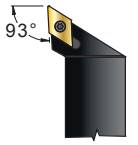	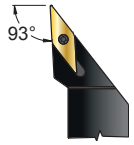	
DNM. 1506..	**VNM.** 1604..	**DC..** 0702.. 11T3..	**VC..** 1103.. 1604..	
25x25	*20x20 - 32x25*	*08x08 - 25x25*	*12x12 - 32x25*	
MSSNR/L Pag.A 27		**SDNCN** Pag.A 32	**SVXCR/L** Pag.A 37	
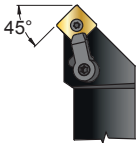		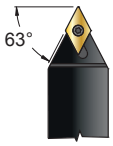	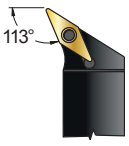	
SNM. 1204.. 1906..		**DC..** 0702.. 11T3..	**VC..** 1604..	
20x20 - 40x40		*08x08 - 25x25*	*20x20 - 25x25*	
MSBNR/L Pag.A 27		**SRDCN** Pag.A 33	**SVVCN** Pag.A 37	
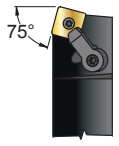			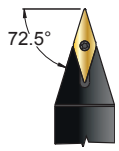	
SNM. 1906..		**RC..** 0602M0.. 0803M0.. 1003M0..	**VC..** 1103.. 1604..	
32x32 - 40x40		*12x12 - 25x25*	*16x16 - 32x25*	
		SSSCR/L Pag.A 34	**SVJBR/L** Pag.A 38	
		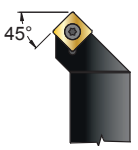	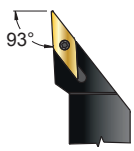	
		SC.. 09T3.. 1204..	**VB..** 1604..	
		12x12 - 32x25	*16x16 - 32x25*	
		STFCR/L Pag.A 35	**SVVBN** Pag.A 38	
			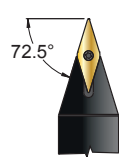	
		TC.. 0902.. 1102.. 16T3..	**VB..** 1604..	
		08x08 - 25x25	*20x20 - 32x25*	

DCLNR/L

95°

ϕ 20x20 - 32x32

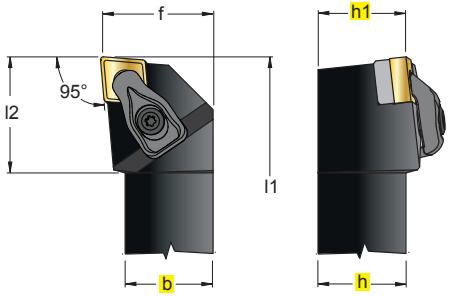

In figura utensile destro - Right-hand shown

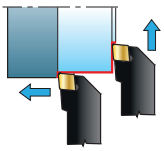

CNMA
CNMG
CNMM

D

DCBNR/L

75°

ϕ 20x20 - 32x32

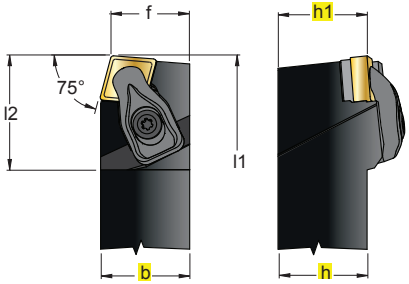

In figura utensile destro - Right-hand shown

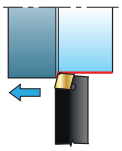

CNMA
CNMG
CNMM

D

.B61

.B32

.B38

.B42

.B43

.K43

.B52

.B54

.K57P

.B62

.B72

INSERTI - INSERTS
PAG. A 133

ART.	(mm) h=h1	b	f	l1	l2	Nm		①	②	③	④	⑤	◯
DCLNR/L 2020 K 12	20	20	25	125	30	3,9	1204	100-21	5415	3612	125011	5420	
DCLNR/L 2525 M 12	25	25	32	150	33	3,9							
DCLNR/L 3232 P 12	32	32	40	170	34	3,9							
DCLNR/L 2525 M 16	25	25	32	150	36	6,4	1606	100-31	5420	3616	126011	5425	
DCLNR/L 3232 P 16	32	32	40	170	40	6,4							
DCBNR/L 2020 K 12	20	20	17	125	32	3,9	1204	100-21	5415	3612	125011	5420	
DCBNR/L 2525 M 12	25	25	22	150	32	3,9							
DCBNR/L 3232 P 12	32	32	27	170	32	3,9							

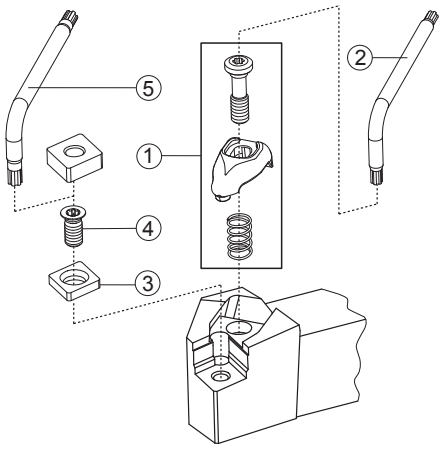

CAMPI D'IMPIEGO DEGLI INSERTI PER TORNITURA
FIELDS OF APPLICATION FOR TURNING INSERTS
EINSATZGEBIETE FÜR DREHPLATTEN
CHAMPS D'USINAGE DES PLAQUETTES POUR TOURNAGE

PAG. A 126

VELOCITÀ DI TAGLIO Vc
Vc. CUTTING SPEED
Vc. SCHNITTGESCHWINDIGKEIT
Vc. VITESSE DE COUPE

PAG. A 124

DETTAGLIO RICAMBI
SPARE PARTS DETAILS
DETAILS ZU DEN ERSATZTEILEN
DÉTAIL DE PIÉCES DE RECHANGE

PAG. G 1

DATI TECNICI E CONSIGLI
TECHNICAL DATA AND SUGGESTIONS
TECHNISCHE DATEN UND EMPFEHLUNGEN
DONNÉES TECNIQUES ET CONSEILS

PAG. H 2

◯ A RICHIESTA - ON REQUEST - AUF ANFRAGE - SUR DEMANDE

DCKNR/L

φ 20x20 - 32x32

75°

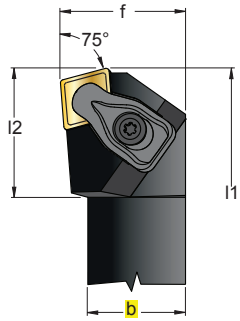

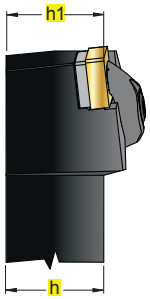

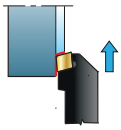

CNMA
CNMG
CNMM

D

In figura utensile destro - Right-hand shown

DCSNR/L

φ 20x20 - 32x32

45°

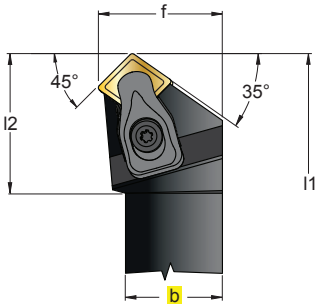

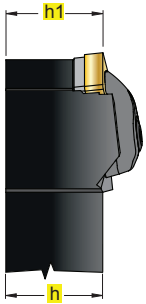

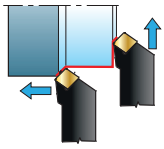

CNMA
CNMG
CNMM

D

In figura utensile destro - Right-hand shown

.B61

.B32

.B38

.B42

.B43

.K43

.B52

.B54

.K57P

.B62

.B72

INSERTI - INSERTS
PAG. A 133

ART. R L	(mm) h=h1	b	f	l1	l2	Nm		①	②	③	④	⑤	◯
DCKNR/L 2020 K 12	20	20	25	125	30	3,9	1204	100-21	5415	3612	125011	5420	
DCKNR/L 2525 M 12	25	25	32	150	33	3,9							
DCKNR/L 3232 P 12	32	32	40	170	34	3,9							
DCSNR/L 2020 K 12	20	20	25	125	35	3,9	1204	100-21	5415	3612	125011	5420	
DCSNR/L 2525 M 12	25	25	32	150	36	3,9							
DCSNR/L 3232 P 12	32	32	40	170	40	3,9							

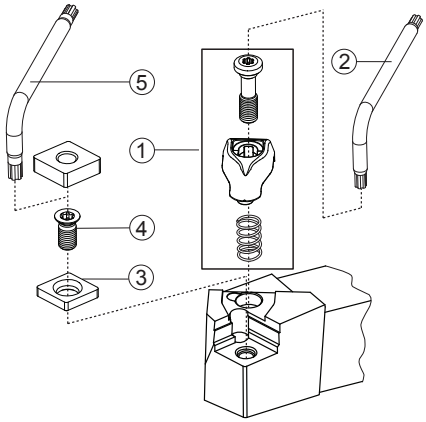

CAMPI D'IMPIEGO DEGLI INSERTI PER TORNITURA
FIELDS OF APPLICATION FOR TURNING INSERTS
EINSATZGEBIETE FÜR DREHPLATTEN
CHAMPS D'USINAGE DES PLAQUETTES POUR TOURNAGE

PAG. A 126

VELOCITÀ DI TAGLIO Vc
Vc. CUTTING SPEED
Vc. SCHNITTGESCHWINDIGKEIT
Vc. VITESSE DE COUPE

PAG. A 124

DETTAGLIO RICAMBI
SPARE PARTS DETAILS
DETAILS ZU DEN ERSATZTEILEN
DÉTAIL DE PIÉCES DE RECHANGE

PAG. G 1

DATI TECNICI E CONSIGLI
TECHNICAL DATA AND SUGGESTIONS
TECHNISCHE DATEN UND EMPFEHLUNGEN
DONNÉES TECNIQUES ET CONSEILS

PAG. H 2

◯ A RICHIESTA - ON REQUEST - AUF ANFRAGE - SUR DEMANDE

DDJNR/L

93°

⌀ 20x20 - 32x32

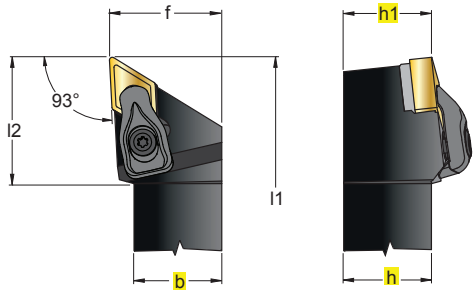

In figura utensile destro - Right-hand shown

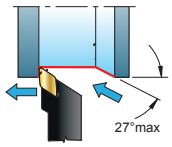

DNMA	
DNMG	
DNMM	

D 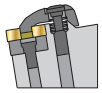

.B32 .B42 .B52 .B54

INSERTI - INSERTS
PAG. A 135

ART.	(mm) h=h1	b	f	l1	l2	Nm		①	②	③	④	⑤	○
DDJNR/L 2020 K 15	20	20	25	125	35	3,9	1506	100-21	5415	3715	125011	5420	
DDJNR/L 2525 M 15	25	25	32	150	36	3,9							
DDJNR/L 3232 P 15	32	32	40	170	40	3,9							

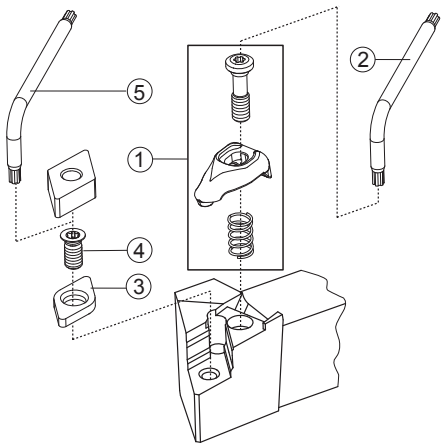

CAMPI D'IMPIEGO DEGLI INSERTI PER TORNITURA
FIELDS OF APPLICATION FOR TURNING INSERTS
EINSATZGEBIETE FÜR DREHPLATTEN
CHAMPS D'USINAGE DES PLAQUETTES POUR TOURNAGE

PAG. A 126

VELOCITÀ DI TAGLIO Vc
Vc. CUTTING SPEED
Vc. SCHNITTGESCHWINDIGKEIT
Vc. VITESSE DE COUPE

PAG. A 124

DETTAGLIO RICAMBI
SPARE PARTS DETAILS
DETAILS ZU DEN ERSATZTEILEN
DÉTAIL DE PIÉCES DE RECHANGE

PAG. G 1

DATI TECNICI E CONSIGLI
TECHNICAL DATA AND SUGGESTIONS
TECHNISCHE DATEN UND EMPFEHLUNGEN
DONNÉES TECNIQUES ET CONSEILS

PAG. H 2

○ A RICHIESTA - ON REQUEST - AUF ANFRAGE - SUR DEMANDE

DSKNR/L

⌀ 20x20 - 32x32

75°

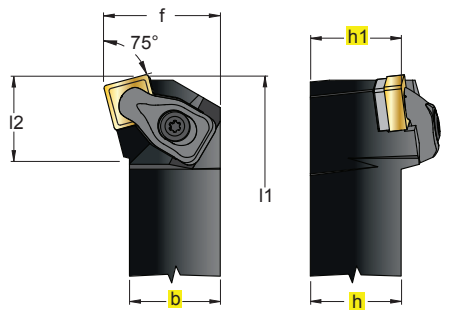

In figura utensile destro - Right-hand shown

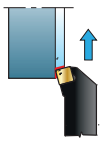

SNMA
SNMG
SNMM

D

DSSNR/L

⌀ 20x20 - 25x25

45°

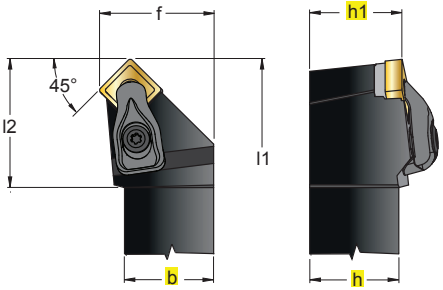

In figura utensile destro - Right-hand shown

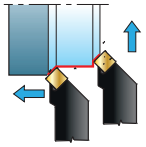

SNMA
SNMG
SNMM

D

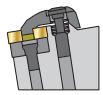

.B52

.B54

INSERTI - INSERTS
PAG. A 135

ART.	(mm) h=h1	b	f	l1	l2	Nm		①	②	③	④	⑤	◯
DSKNR/L 2020 K 12	20	20	25	125	30	3,9	1204	100-21	5415	3512	125011	5420	
DSKNR/L 2525 M 12	25	25	32	150	26	3,9							
DSKNR/L 3232 P 12	32	32	40	170	30	3,9							
DSKNR/L 3232 P 15 New	32	32	40	170	30	6,4	1506	100-31	5420	3515	126011	5425	
DSSNR/L 2020 K 12	20	20	25	125	35	3,9	1204	100-21	5415	3512	125011	5420	
DSSNR/L 2525 M 12	25	25	32	150	36	3,9							

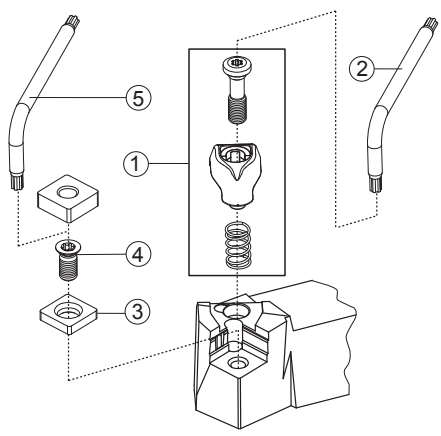

CAMPI D'IMPIEGO DEGLI INSERTI PER TORNITURA
FIELDS OF APPLICATION FOR TURNING INSERTS
EINSATZGEBIETE FÜR DREHPLATTEN
CHAMPS D'USINAGE DES PLAQUETTES POUR TOURNAGE

PAG. A 126

VELOCITÀ DI TAGLIO Vc
Vc. CUTTING SPEED
Vc. SCHNITTGESCHWINDIGKEIT
Vc. VITESSE DE COUPE

PAG. A 124

DETTAGLIO RICAMBI
SPARE PARTS DETAILS
DETAILS ZU DEN ERSATZTEILEN
DÉTAIL DE PIÈCES DE RECHANGE

PAG. G 1

DATI TECNICI E CONSIGLI
TECHNICAL DATA AND SUGGESTIONS
TECHNISCHE DATEN UND EMPFEHLUNGEN
DONNÉES TECNIQUES ET CONSEILS

PAG. H 2

◯ A RICHIESTA - ON REQUEST - AUF ANFRAGE - SUR DEMANDE

DTJNR/L

93°

⌀ 20x20 - 32x32

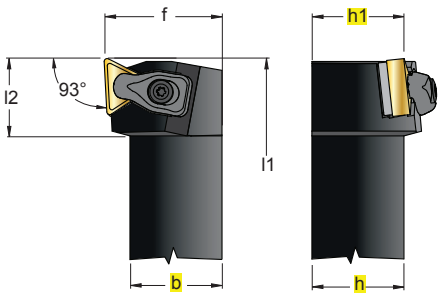

In figura utensile destro - Right-hand shown

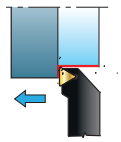

TNMA	
TNMG	
TNMM	

D

.B61	.B32	.B42	.K43	.B52	.K53	.B54	.B62	.B62

INSERTI - INSERTS
PAG. A 136

ART. R L	(mm) h=h1	b	f	l1	l2	Nm		①	②	③	④	⑤	◯
DTJNR/L 2020 K 16	20	20	25	125	20	1,8	1604	100-11	5409	3416	12409P	5515P	
DTJNR/L 2525 M 16	25	25	32	150	21	1,8							
DTJNR/L 3232 P 16	32	32	40	170	23	1,8							

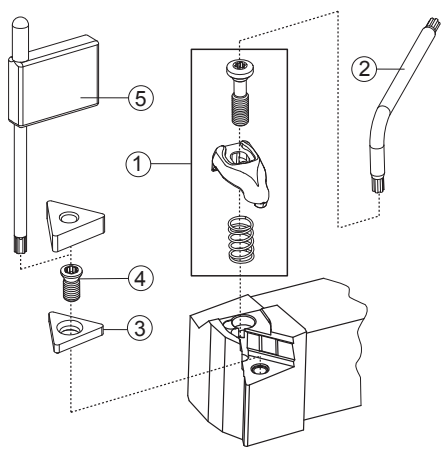

CAMPI D'IMPIEGO DEGLI INSERTI PER TORNITURA
FIELDS OF APPLICATION FOR TURNING INSERTS
EINSATZGEBIETE FÜR DREHPLATTEN
CHAMPS D'USINAGE DES PLAQUETTES POUR TOURNAGE

PAG. A 126

VELOCITÀ DI TAGLIO Vc
Vc. CUTTING SPEED
Vc. SCHNITTGESCHWINDIGKEIT
Vc. VITESSE DE COUPE

PAG. A 124

DETTAGLIO RICAMBI
SPARE PARTS DETAILS
DETAILS ZU DEN ERSATZTEILEN
DÉTAIL DE PIÉCES DE RECHANGE

PAG. G 1

DATI TECNICI E CONSIGLI
TECHNICAL DATA AND SUGGESTIONS
TECHNISCHE DATEN UND EMPFEHLUNGEN
DONNÉES TECNIQUES ET CONSEILS

PAG. H 2

◯ A RICHIESTA - ON REQUEST - AUF ANFRAGE - SUR DEMANDE

SAU QUALITY TOOLS ENGINEERING

DWLNR/L

93°

⌀ *20x20 - 25x25*

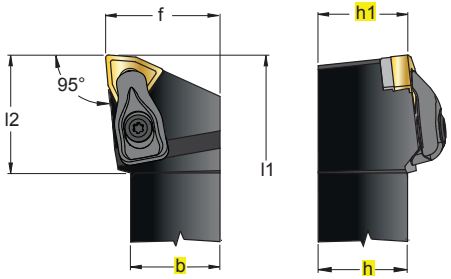

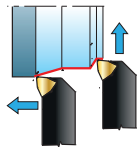

WNMA	
WNMG	
WNMM	

D

In figura utensile destro - Right-hand shown

.B61	.B42	.K43	.B52	.B54	.K57P	.B62

INSERTI - INSERTS
PAG. A 137

ART. R L	(mm) h=h1	b	f	l1	l2	Nm		①	②	③	④	⑤	○
DWLNR/L 2020 K 08	20	20	25	125	30	3,9	0804	100-21	5415	3308M	125011	5420	
DWLNR/L 2525 M 08	25	25	32	150	33	3,9							

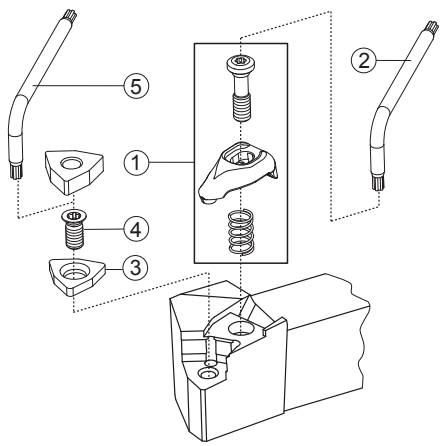

CAMPI D'IMPIEGO DEGLI INSERTI PER TORNITURA
FIELDS OF APPLICATION FOR TURNING INSERTS
EINSATZGEBIETE FÜR DREHPLATTEN
CHAMPS D'USINAGE DES PLAQUETTES POUR TOURNAGE
PAG. A 126

VELOCITÀ DI TAGLIO Vc
Vc. CUTTING SPEED
Vc. SCHNITTGESCHWINDIGKEIT
Vc. VITESSE DE COUPE
PAG. A 124

DETTAGLIO RICAMBI
SPARE PARTS DETAILS
DETAILS ZU DEN ERSATZTEILEN
DÉTAIL DE PIÉCES DE RECHANGE
PAG. G 1

DATI TECNICI E CONSIGLI
TECHNICAL DATA AND SUGGESTIONS
TECHNISCHE DATEN UND EMPFEHLUNGEN
DONNÉES TECNIQUES ET CONSEILS
PAG. H 2

○ A RICHIESTA - ON REQUEST - AUF ANFRAGE - SUR DEMANDE

PCLNR/L

95°

ϕ 16x16 - 40x40

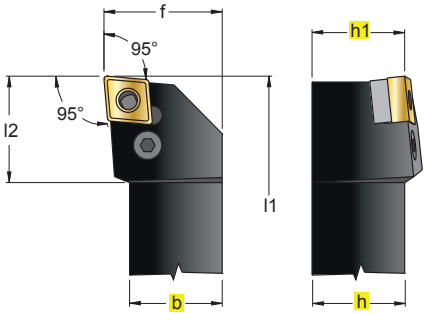

In figura utensile destro - Right-hand shown

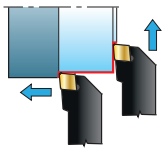

CNMA
CNMG
CNMM

P

PCBNR/L

75°

ϕ 20x20 - 40x40

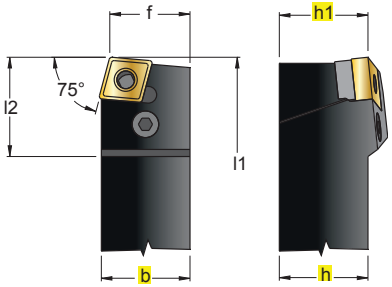

In figura utensile destro - Right-hand shown

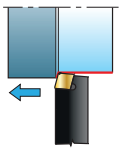

CNMA
CNMG
CNMM

P

.B61

.B32

.B38

.B42

.B43

.K43

.B52

.B54

.K57P

.B62

.B72

INSERTI - INSERTS
PAG. A 133

ART. R L	(mm) h=h1	b	f	l1	l2		①	②	③	④	⑤	⑥
PCLNR/L 1616 H 09	16	16	20	100	22	0903	8009	1606	5025	3608	4109	0009
PCLNR/L 2020 K 09	20	20	25	125	26							
PCLNR/L 2525 M 09	25	25	32	150	25							
PCLNR/L 2020 K 12	20	20	25	125	28	1204	8012	1608	5003	3612	4112	0012
PCLNR/L 2525 M 12	25	25	32	150	33							
PCLNR/L 3225 P 12	32	25	32	170	28							
PCLNR/L 3232 P 12	32	32	40	170	30							
PCLNR/L 2525 M 16	25	25	32	150	33	1606	8016	1618	5003	3616	4115	0015
PCLNR/L 3225 P 16	32	25	32	170	33							
PCLNR/L 3232 P 16	32	32	40	170	33							
PCLNR/L 2525 M 19	25	25	32	150	36	1906	8019	1610	5004	3619	4119	0019
PCLNR/L 3232 P 19	32	32	40	170	40							
PCLNR/L 4040 S 19	40	40	50	250	40							
PCBNR/L 2020 K 12	20	20	17	125	28	1204	8012	1608	5003	3612	4112	0012
PCBNR/L 2525 M 12	25	25	22	150	29							
PCBNR/L 3225 P 12	32	25	22	170	32							
PCBNR/L 2525 M 16	25	25	22	150	29	1606	8016	1618	5003	3616	4115	0015
PCBNR/L 3225 P 16	32	25	22	170	32							
PCBNR/L 3232 P 16	32	32	27	170	35							
PCBNR/L 3232 P 19	32	32	27	170	35	1906	8019	1610	5004	3619	4119	0019
PCBNR/L 4040 S 19	40	40	35	250	37							

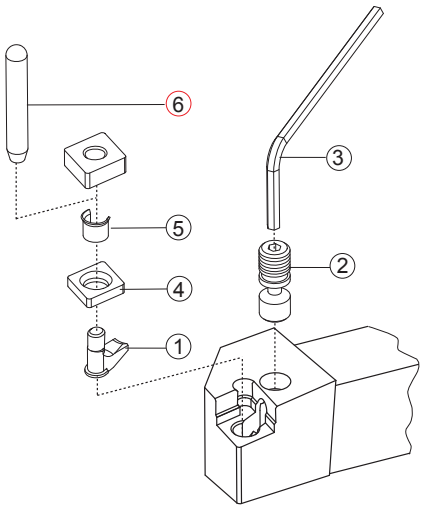

CAMPI D'IMPIEGO DEGLI INSERTI PER TORNITURA
FIELDS OF APPLICATION FOR TURNING INSERTS
EINSATZGEBIETE FÜR DREHPLATTEN
CHAMPS D'USINAGE DES PLAQUETTES POUR TOURNAGE

PAG. A 126

VELOCITÀ DI TAGLIO Vc
Vc. CUTTING SPEED
Vc. SCHNITTGESCHWINDIGKEIT
Vc. VITESSE DE COUPE

PAG. A 124

DETTAGLIO RICAMBI
SPARE PARTS DETAILS
DETAILS ZU DEN ERSATZTEILEN
DÉTAIL DE PIÉCES DE RECHANGE

PAG. G 1

DATI TECNICI E CONSIGLI
TECHNICAL DATA AND SUGGESTIONS
TECHNISCHE DATEN UND EMPFEHLUNGEN
DONNÉES TECNIQUES ET CONSEILS

PAG. H 2

○ A RICHIESTA - ON REQUEST - AUF ANFRAGE - SUR DEMANDE

PCKNR/L

⌀ 20x20 - 40x40

75°

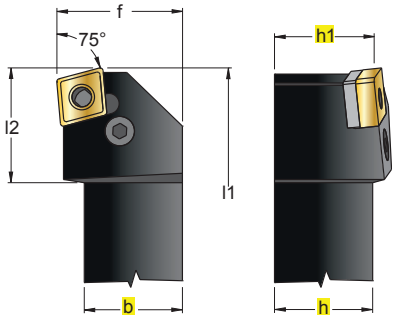

In figura utensile destro - Right-hand shown

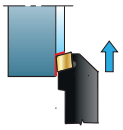

CNMA
CNMG
CNMM

P

PCSNR/L

⌀ 20x20 - 25x25

45°

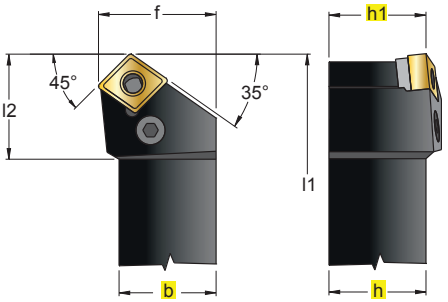

In figura utensile destro - Right-hand shown

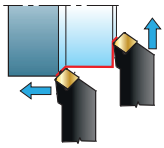

CNMA
CNMG
CNMM

P

.B61

.B32

.B38

.B42

.B43

.K43

.B52

.B54

.K57P

.B62

.B72

INSERTI - INSERTS
PAG. A 133

ART. R L	(mm) h=h1	b	f	l1	l2	①	②	③	④	⑤	⑥
PCKNR/L 2020 K 12	20	20	25	125	26	1204	8012	1608	5003	3612	4112	0012
PCKNR/L 2525 M 12	25	25	32	150	30							
PCKNR/L 2525 M 16 New	25	25	32	150	33	1606	8016	1618	5003	3616	4115	0015
PCKNR/L 3232 P 16 New	32	32	40	170	34							
PCKNR/L 3232 P 19	32	32	40	170	36	1906	8019	1610	5004	3619	4119	0019
PCKNR/L 4040 S 19	40	40	50	250	45							
PCSNR/L 2020 K 12	20	20	25	125	28	1204	8012	1608	5003	3612	4112	0012
PCSNR/L 2525 M 12	25	25	32	150	30							

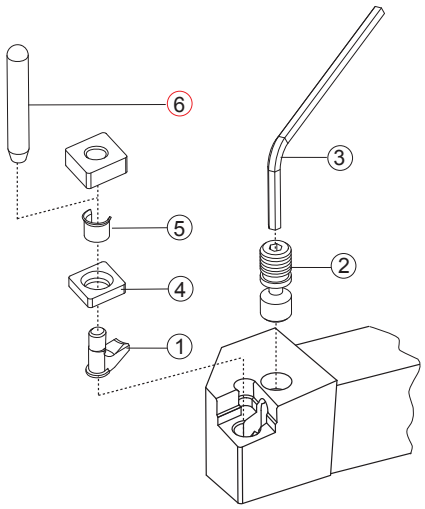

CAMPI D'IMPIEGO DEGLI INSERTI PER TORNITURA
FIELDS OF APPLICATION FOR TURNING INSERTS
EINSATZGEBIETE FÜR DREHPLATTEN
CHAMPS D'USINAGE DES PLAQUETTES POUR TOURNAGE

PAG. A 126

VELOCITÀ DI TAGLIO Vc
Vc. CUTTING SPEED
Vc. SCHNITTGESCHWINDIGKEIT
Vc. VITESSE DE COUPE

PAG. A 124

DETTAGLIO RICAMBI
SPARE PARTS DETAILS
DETAILS ZU DEN ERSATZTEILEN
DÉTAIL DE PIÉCES DE RECHANGE

PAG. G 1

DATI TECNICI E CONSIGLI
TECHNICAL DATA AND SUGGESTIONS
TECHNISCHE DATEN UND EMPFEHLUNGEN
DONNÉES TECNIQUES ET CONSEILS

PAG. H 2

◯ A RICHIESTA - ON REQUEST - AUF ANFRAGE - SUR DEMANDE

PDJNR/L

ϕ 16x16 - 32x32

93°

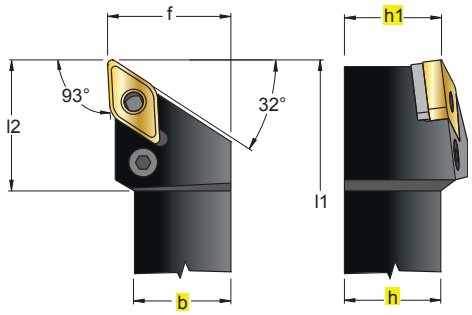

In figura utensile destro - Right-hand shown

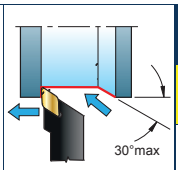

DNMA
DNMG
DNMM

P

PDNNR/L

ϕ 20x20 - 32x32

63°

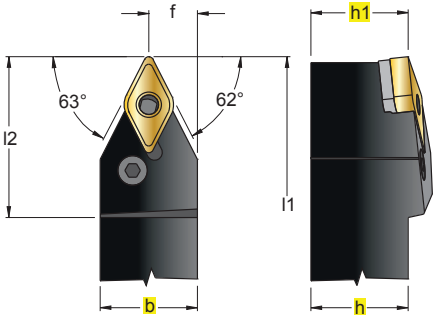

In figura utensile destro - Right-hand shown

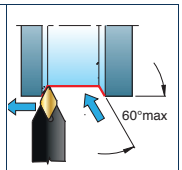

DNMA
DNMG
DNMM

P

.B32

.B42

.B52

.B54

INSERTI - INSERTS
PAG. A 135

ART. R L	(mm) h=h1	b	f	l1	l2		①	②	③	④	⑤	⑥
PDJNR/L 1616 H 11	16	16	20	100	30	1104	8411	1606	5025	3710	4108	0009
PDJNR/L 2020 K 11	20	20	25	125	30							
PDJNR/L 2525 M 11	25	25	32	150	30							
PDJNR/L 2020 K 15	20	20	25	125	35	1506	8415	1638	5003	3715	4112	0012
PDJNR/L 2525 M 15	25	25	32	150	35							
PDJNR/L 3225 P 15	32	25	32	170	35							
PDJNR/L 3232 P 15	32	32	40	170	36							
PDNNR/L 2020 K 15	20	20	12,0	125	35	1506	8415	1638	5003	3715	4112	0012
PDNNR/L 2525 M 15	25	25	12,0	150	37							
PDNNR/L 3225 P 15	32	25	12,0	170	37							
PDNNR/L 3232 P 15	32	32	16,8	170	37							

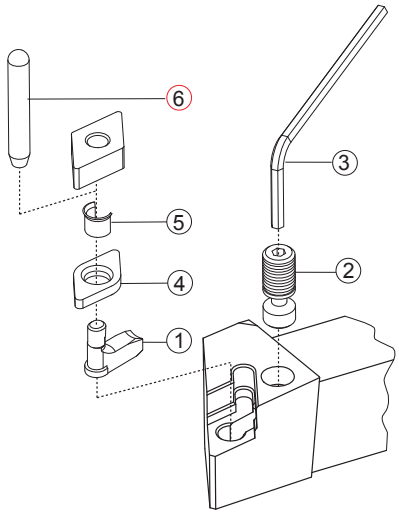

CAMPI D'IMPIEGO DEGLI INSERTI PER TORNITURA
FIELDS OF APPLICATION FOR TURNING INSERTS
EINSATZGEBIETE FÜR DREHPLATTEN
CHAMPS D'USINAGE DES PLAQUETTES POUR TOURNAGE

PAG. A 126

VELOCITÀ DI TAGLIO Vc
Vc. CUTTING SPEED
Vc. SCHNITTGESCHWINDIGKEIT
Vc. VITESSE DE COUPE

PAG. A 124

DETTAGLIO RICAMBI
SPARE PARTS DETAILS
DETAILS ZU DEN ERSATZTEILEN
DÉTAIL DE PIÉCES DE RECHANGE

PAG. G 1

DATI TECNICI E CONSIGLI
TECHNICAL DATA AND SUGGESTIONS
TECHNISCHE DATEN UND EMPFEHLUNGEN
DONNÉES TECNIQUES ET CONSEILS

PAG. H 2

A RICHIESTA - ON REQUEST - AUF ANFRAGE - SUR DEMANDE

PSBNR/L

⌀ 20x20 - 40x40

75°

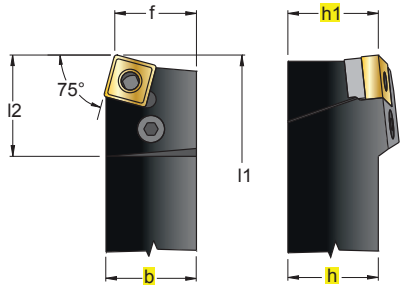

In figura utensile destro - Right-hand shown

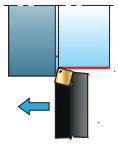

SNMA
SNMG
SNMM

P

PSDNN

⌀ 20x20 - 32x32

45°

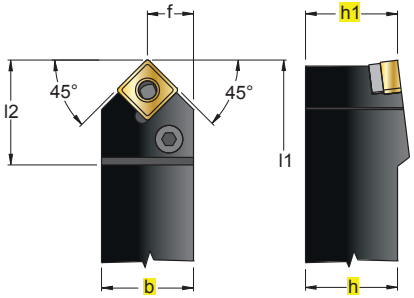

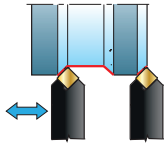

SNMA
SNMG
SNMM

P

.B52

.B54

INSERTI - INSERTS
PAG. A 135

ART.	(mm) h=h1	b	f	l1	l2		①	②	③	④	⑤	⑥
PSBNR/L 2020 K 12	20	20	17	125	28	1204	8012	1608	5003	3512	4112	0012
PSBNR/L 2525 M 12	25	25	22	150	29							
PSBNR/L 2525 M 15	25	25	22	150	32	1506	8016	1618	5003	3515	4115	0015
PSBNR/L 3232 P 15	32	32	27	170	32							
PSBNR/L 3232 P 19	32	32	27	170	39	1906	8019	1610	5004	3519	4119	0019
PSBNR/L 4040 S 19	40	40	35	250	39							
PSDNN 2020 K 12	20	20	10,3	125	28	1204	8012	1608	5003	3512	4112	0012
PSDNN 2525 M 12	25	25	12,8	150	29							
PSDNN 3232 P 19	32	32	16,5	170	40	1906	8019	1610	5004	3519	4119	0019

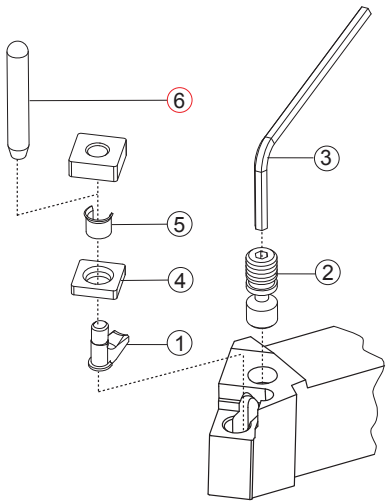

CAMPI D'IMPIEGO DEGLI INSERTI PER TORNITURA
FIELDS OF APPLICATION FOR TURNING INSERTS
EINSATZGEBIETE FÜR DREHPLATTEN
CHAMPS D'USINAGE DES PLAQUETTES POUR TOURNAGE

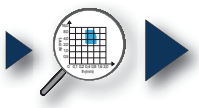

PAG. A 126

VELOCITÀ DI TAGLIO Vc
Vc. CUTTING SPEED
Vc. SCHNITTGESCHWINDIGKEIT
Vc. VITESSE DE COUPE

PAG. A 124

DETTAGLIO RICAMBI
SPARE PARTS DETAILS
DETAILS ZU DEN ERSATZTEILEN
DÉTAIL DE PIÈCES DE RECHANGE

PAG. G 1

DATI TECNICI E CONSIGLI
TECHNICAL DATA AND SUGGESTIONS
TECHNISCHE DATEN UND EMPFEHLUNGEN
DONNÉES TECNIQUES ET CONSEILS

PAG. H 2

○ A RICHIESTA - ON REQUEST - AUF ANFRAGE - SUR DEMANDE

PSKNR/L

⌖ 20x20 - 40x40

75°

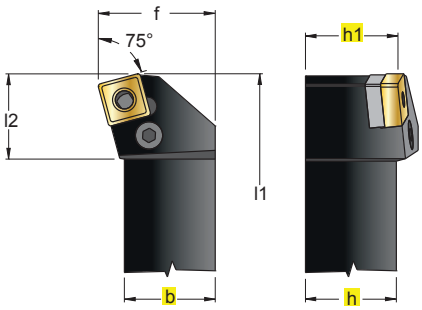

In figura utensile destro - Right-hand shown

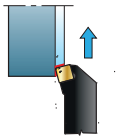

SNMA
SNMG
SNMM

P

PSSNR/L

⌖ 20x20 - 40x40

45°

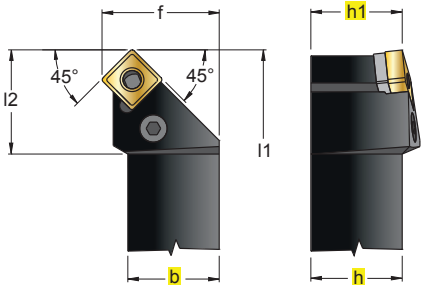

In figura utensile destro - Right-hand shown

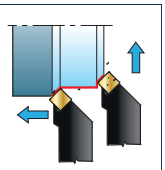

SNMA
SNMG
SNMM

P

.B52

.B54

INSERTI - INSERTS
PAG. A 135

ART. R L	(mm) h=h1	b	f	l1	l2		①	②	③	④	⑤	⑥
PSKNR/L 2020 K 12	20	20	25	125	26	1204	8012	1608	5003	3512	4112	0012
PSKNR/L 2525 M 12	25	25	32	150	26							
PSKNR/L 2525 M 15	25	25	32	150	30	1506	8016	1618	5003	3515	4115	0015
PSKNR/L 3232 P 15	32	32	40	170	30							
PSKNR/L 3232 P 19	32	32	40	170	34	1906	8019	1610	5004	3519	4119	0019
PSKNR/L 4040 S 19	40	40	50	250	38							
PSSNR/L 2020 K 12	20	20	25	125	29	1204	8012	1608	5003	3512	4112	0012
PSSNR/L 2525 M 12	25	25	32	150	29							
PSSNR/L 3225 P 12	32	25	32	170	29							
PSSNR/L 2525 M 15	25	25	32	150	36	1506	8016	1618	5003	3515	4115	0015
PSSNR/L 3232 P 15	32	32	40	170	36							
PSSNR/L 3232 P 19	32	32	40	170	40	1906	8019	1610	5004	3519	4119	0019
PSSNR/L 4040 S 19	40	40	50	250	40							

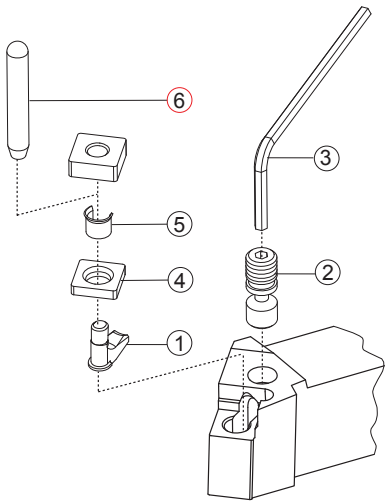

CAMPI D'IMPIEGO DEGLI INSERTI PER TORNITURA
FIELDS OF APPLICATION FOR TURNING INSERTS
EINSATZGEBIETE FÜR DREHPLATTEN
CHAMPS D'USINAGE DES PLAQUETTES POUR TOURNAGE

PAG. A 126

VELOCITÀ DI TAGLIO Vc
Vc. CUTTING SPEED
Vc. SCHNITTGESCHWINDIGKEIT
Vc. VITESSE DE COUPE

PAG. A 124

DETTAGLIO RICAMBI
SPARE PARTS DETAILS
DETAILS ZU DEN ERSATZTEILEN
DÉTAIL DE PIÉCES DE RECHANGE

PAG. G 1

DATI TECNICI E CONSIGLI
TECHNICAL DATA AND SUGGESTIONS
TECHNISCHE DATEN UND EMPFEHLUNGEN
DONNÉES TECNIQUES ET CONSEILS

PAG. H 2

A RICHIESTA - ON REQUEST - AUF ANFRAGE - SUR DEMANDE

PTFNR/L

⌀ 20x20 - 32x32

90°

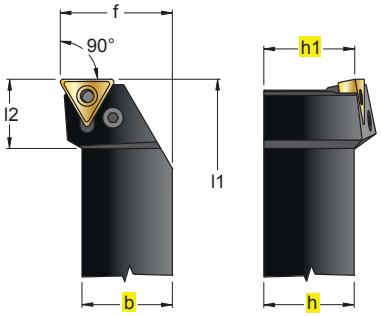

In figura utensile destro - Right-hand shown

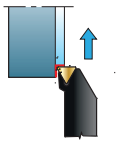

TNMA	
TNMG	
TNMM	

P

PTGNR/L

⌀ 20x20 - 32x32

90°

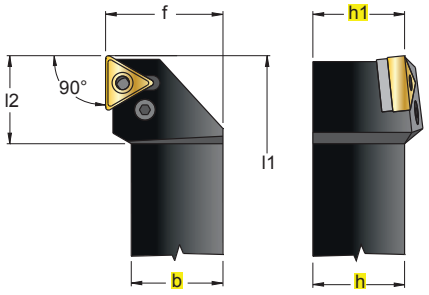

In figura utensile destro - Right-hand shown

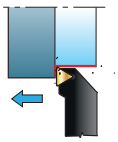

TNMA	
TNMG	
TNMM	

P
.B61

.B32

.B42

.K43

.B52

.K53

.B54

.B62

.B62

INSERTI - INSERTS
PAG. A 136

ART.	(mm) h=h1	b	f	l1	l2		①	②	③	④	⑤	⑥
PTFNR/L 2020 K 16	20	20	25	125	20	1604	8009	1606	5025	3416	4109	0009
PTFNR/L 2525 M 16	25	25	32	150	21							
PTFNR/L 2525 M 22	25	25	32	150	27	2204	8012	1608	5003	3422	4112	0012
PTFNR/L 3225 P 22	32	25	32	170	25							
PTFNR/L 3232 P 22	32	32	40	170	25							
PTGNR/L 2020 K 16	20	20	25	125	20	1604	8009	1606	5025	3416	4109	0009
PTGNR/L 2525 M 16	25	25	32	150	21							
PTGNR/L 2525 M 22	25	25	32	150	27	2204	8012	1608	5003	3422	4112	0012
PTGNR/L 3225 P 22	32	25	32	170	29							
PTGNR/L 3232 P 22	32	32	40	170	29							

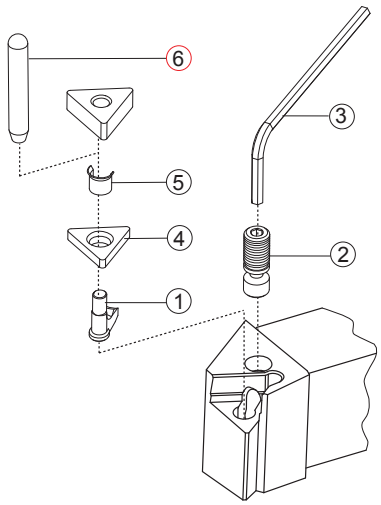

CAMPI D'IMPIEGO DEGLI INSERTI PER TORNITURA
FIELDS OF APPLICATION FOR TURNING INSERTS
EINSATZGEBIETE FÜR DREHPLATTEN
CHAMPS D'USINAGE DES PLAQUETTES POUR TOURNAGE

PAG. A 126

VELOCITÀ DI TAGLIO Vc
Vc. CUTTING SPEED
Vc. SCHNITTGESCHWINDIGKEIT
Vc. VITESSE DE COUPE

PAG. A 124

DETTAGLIO RICAMBI
SPARE PARTS DETAILS
DETAILS ZU DEN ERSATZTEILEN
DÉTAIL DE PIÈCES DE RECHANGE

PAG. G 1

DATI TECNICI E CONSIGLI
TECHNICAL DATA AND SUGGESTIONS
TECHNISCHE DATEN UND EMPFEHLUNGEN
DONNÉES TECNIQUES ET CONSEILS

PAG. H 2

○ A RICHIESTA - ON REQUEST - AUF ANFRAGE - SUR DEMANDE

SAU QUALITY TOOLS ENGINEERING

PWLNR/L

95°

⌀ *16x16 - 32x32*

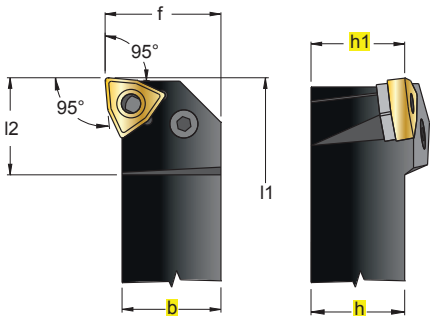

In figura utensile destro - Right-hand shown

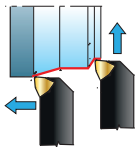

WNMA	
WNMG	
WNMM	

P

.B61	.B42	.K43	.B52	.B54	.K57P	.B62

INSERTI - INSERTS
PAG. A 137

ART. R L	(mm) h=h1	b	f	l1	l2		1	2	3	4	5	6
PWLNR/L 1616 H 06	16	16	20	100	16	0604	8009	1606	5025	3306	4109	0009
PWLNR/L 2020 K 06	20	20	25	125	16							
PWLNR/L 2525 M 06	25	25	32	150	16							
PWLNR/L 2020 K 08	20	20	25	125	20	0804	8012	1608	5003	3308M	4112	0012
PWLNR/L 2525 M 08	25	25	32	150	21							
PWLNR/L 3225 P 08	32	25	32	170	23							
PWLNR/L 3232 P 08	32	32	40	170	23							

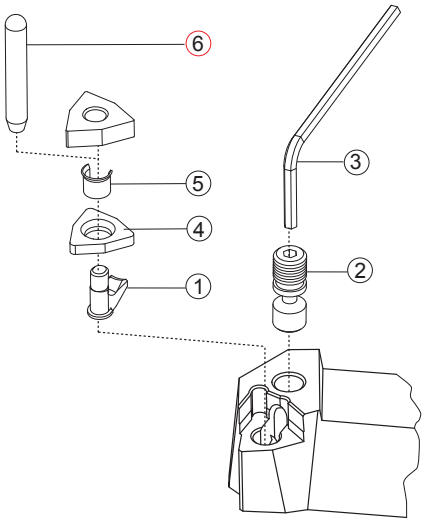

- CAMPI D'IMPIEGO DEGLI INSERTI PER TORNITURA
- FIELDS OF APPLICATION FOR TURNING INSERTS
- EINSATZGEBIETE FÜR DREHPLATTEN
- CHAMPS D'USINAGE DES PLAQUETTES POUR TOURNAGE

PAG. A 126

- VELOCITÀ DI TAGLIO Vc
- Vc. CUTTING SPEED
- Vc. SCHNITTGESCHWINDIGKEIT
- Vc. VITESSE DE COUPE

PAG. A 124

- DETTAGLIO RICAMBI
- SPARE PARTS DETAILS
- DETAILS ZU DEN ERSATZTEILEN
- DÉTAIL DE PIÉCES DE RECHANGE

PAG. G 1

- DATI TECNICI E CONSIGLI
- TECHNICAL DATA AND SUGGESTIONS
- TECHNISCHE DATEN UND EMPFEHLUNGEN
- DONNÉES TECNIQUES ET CONSEILS

PAG. H 2

A RICHIESTA - ON REQUEST - AUF ANFRAGE - SUR DEMANDE

MTJNR/L

φ 20x20 - 32x32

93°

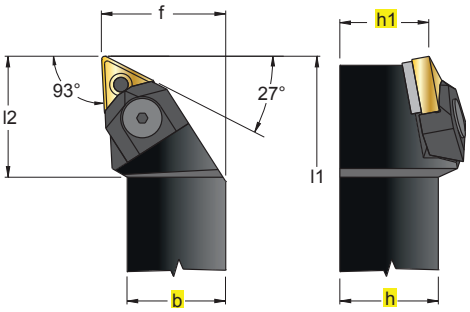

In figura utensile destro - Right-hand shown

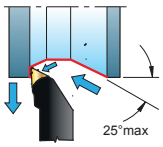

TNMA
TNMG
TNMM

M

MTENN

φ 20x20 - 32x32

60°

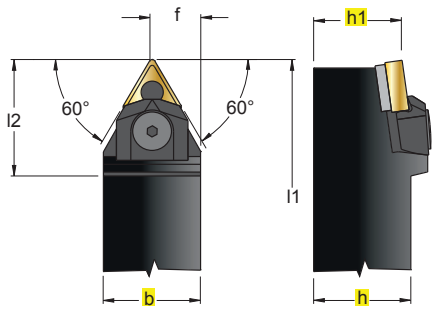

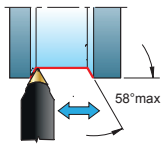

TNMA
TNMG
TNMM

M

.B61 .B32 .B42 .K43 .B52 .K53 .B54 .B62 .B62

INSERTI - INSERTS
PAG. A 136

ART. R L	(mm) h=h1	b	f	l1	l2		①	②	③	④	⑤	⑥	◯
MTJNR/L 2020 K 16	20	20	25	125	31	1604	100-50	5025	3216	4186	4196	5003	
MTJNR/L 2525 M 16	25	25	32	150	36								
MTJNR/L 3225 P 16	32	25	32	170	35								
MTJNR/L 2525 M 22	25	25	32	150	36	2204	100-51	5003	3222	4192	4196	–	
MTJNR/L 3225 P 22	32	25	32	170	35								
MTJNR/L 3232 P 22	32	32	40	170	36								
MTENN 2020 K 16	20	20	10,5	125	35	1604	100-50	5025	3216	4186	4196	5003	
MTENN 2525 M 16	25	25	13,0	150	37								
MTENN 2525 M 22	25	25	13,0	150	37	2204	100-51	5003	3222	4192	4196	–	
MTENN 3232 P 22	32	32	16,5	170	37								

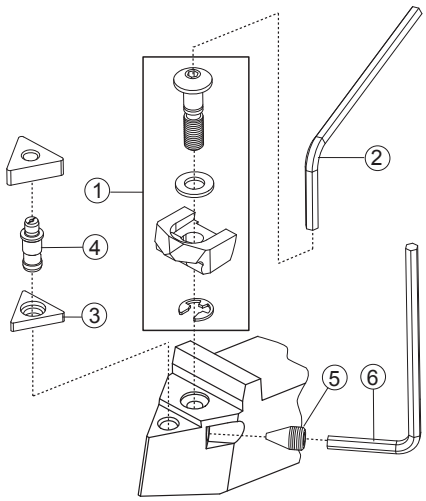

CAMPI D'IMPIEGO DEGLI INSERTI PER TORNITURA
FIELDS OF APPLICATION FOR TURNING INSERTS
EINSATZGEBIETE FÜR DREHPLATTEN
CHAMPS D'USINAGE DES PLAQUETTES POUR TOURNAGE
PAG. A 126

VELOCITÀ DI TAGLIO Vc
Vc. CUTTING SPEED
Vc. SCHNITTGESCHWINDIGKEIT
Vc. VITESSE DE COUPE
PAG. A 124

DETTAGLIO RICAMBI
SPARE PARTS DETAILS
DETAILS ZU DEN ERSATZTEILEN
DÉTAIL DE PIÈCES DE RECHANGE
PAG. G 1

DATI TECNICI E CONSIGLI
TECHNICAL DATA AND SUGGESTIONS
TECHNISCHE DATEN UND EMPFEHLUNGEN
DONNÉES TECNIQUES ET CONSEILS
PAG. H 2

◯ A RICHIESTA - ON REQUEST - AUF ANFRAGE - SUR DEMANDE

SAU QUALITY TOOLS ENGINEERING

MWLNR/L

95°

⌀ *20x20 - 32x32*

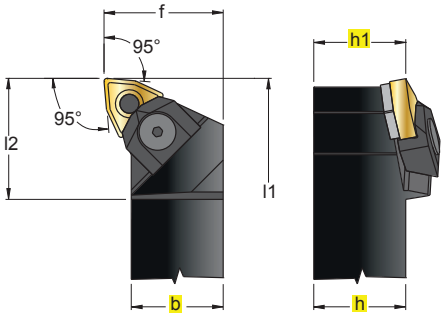

In figura utensile destro - Right-hand shown

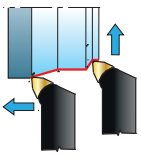

WNMA	
WNMG	
WNMM	

M

.B61	.B42	.K43	.B52	.B54	.K57P	.B62

INSERTI - INSERTS
PAG. A 137

ART. R L	(mm) h=h1	b	f	l1	l2		1	2	3	4	5	6	7	
MWLNR/L 2020 K 06	20	20	25	125	31	0604	100-53	–	5510	3306	4188	VBL03L	–	
MWLNR/L 2525 M 06	25	25	32	150	25									
MWLNR/L 2020 K 08N	20	20	25	125	28	0804	100-52	5025	–	3308M	4192	4196	5003	
MWLNR/L 2525 M 08N	25	25	32	150	31									
MWLNR/L 3232 P 08N	32	32	40	170	31									

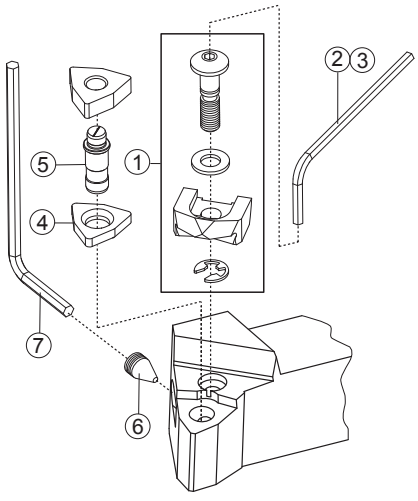

CAMPI D'IMPIEGO DEGLI INSERTI PER TORNITURA
FIELDS OF APPLICATION FOR TURNING INSERTS
EINSATZGEBIETE FÜR DREHPLATTEN
CHAMPS D'USINAGE DES PLAQUETTES POUR TOURNAGE
PAG. A 126

VELOCITÀ DI TAGLIO Vc
Vc. CUTTING SPEED
Vc. SCHNITTGESCHWINDIGKEIT
Vc. VITESSE DE COUPE
PAG. A 124

DETTAGLIO RICAMBI
SPARE PARTS DETAILS
DETAILS ZU DEN ERSATZTEILEN
DÉTAIL DE PIÉCES DE RECHANGE
PAG. G 1

DATI TECNICI E CONSIGLI
TECHNICAL DATA AND SUGGESTIONS
TECHNISCHE DATEN UND EMPFEHLUNGEN
DONNÉES TECNIQUES ET CONSEILS
PAG. H 2

A RICHIESTA - ON REQUEST - AUF ANFRAGE - SUR DEMANDE

MCLNR/L

95°

⌽ 20x20 - 40x40

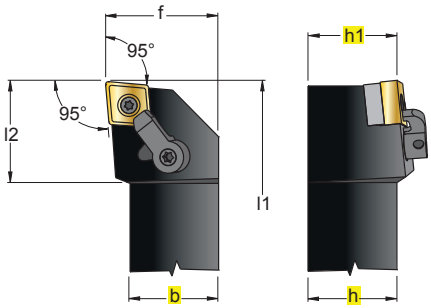

In figura utensile destro - Right-hand shown

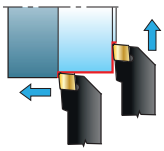

CNMA	
CNMG	
CNMM	

M

.B61

.B32

.B38

.B42

.B43

.K43

.B52

.B54

.K57P

.B62

.B72

INSERTI - INSERTS
PAG. A 133

ART.	(mm) h=h1	b	f	l1	l2		①	②	③	④	⑤	⑥	⑦
MCLNR/L 2020 K 12	20	20	25	125	28	1204	KCN433	KLM 46	CKM 21	STCM20	5415	KMS 4	RCN1225
MCLNR/L 2525 M 12	25	25	32	150	33								
MCLNR/L 3225 P 12	32	25	32	170	28								
MCLNR/L 3232 P 12	32	32	40	170	30								
MCLNR/L 2525 M 16	25	25	32	150	33	1606	KCN533	KLM 58	CKM 21	STCM20	5415	KMS 5	–
MCLNR/L 3225 P 16	32	25	32	170	33								
MCLNR/L 3232 P 16	32	32	40	170	33								
MCLNR/L 3232 P 19	32	32	40	170	40	1906	KCN633	KLM 68	CKM 12	STCM4	5425	KMS 6	–
MCLNR/L 4040 S 19	40	40	50	250	40								

ART.	DIMENSIONI MEASURES ABMESSUNGEN DIMENSIONES			INSERTO INSERT WENDEPLATTEN PLAQUETTES
RCN 1225	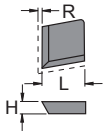	L	10,7	CN.. 1204..
		H	2,5	
		R	2,3	

- VITE DI FISSAGGIO DEL SOTTOPLACCHETTA PER INSERTI SENZA FORO
- SHIM CLAMPING SCREW FOR INSERTS WITHOUT BORE
- UNTERLEGPLATTENBEFESTIGUNGSSCHRAUBE FÜR WENDEPLATTEN OHNE BOHRUNG
- VIS DE FIXAGE DE SOUS-PLAQUETTE POUR PLAQUETTES SANS TROU

- ROMPITRUCIOLO PER INSERTI CERAMICI E SENZA FORO
- CHIP BREAKER FOR CERAMIC INSERTS AND FOR INSERTS WITHOUT BORE
- SPANBRECHER FUER KERAMISCHE WENDEPLATTEN UND FUER WENDEPLATTEN OHNE KUEHLMITTELBOHRUNG
- BRISE-CPEAUX POUR PLAQUETTES CERAMIQUES ET POUR PLAQUETTES SANS TROU

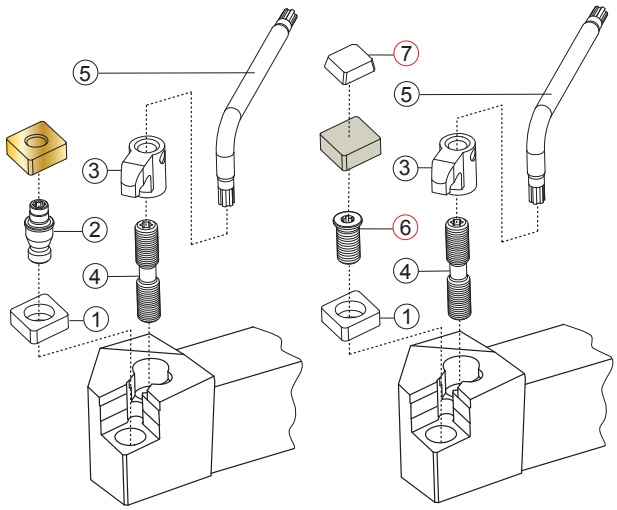

CAMPI D'IMPIEGO DEGLI INSERTI PER TORNITURA
FIELDS OF APPLICATION FOR TURNING INSERTS
EINSATZGEBIETE FÜR DREHPLATTEN
CHAMPS D'USINAGE DES PLAQUETTES POUR TOURNAGE

PAG. A 126

VELOCITÀ DI TAGLIO Vc
Vc. CUTTING SPEED
Vc. SCHNITTGESCHWINDIGKEIT
Vc. VITESSE DE COUPE

PAG. A 124

DETTAGLIO RICAMBI
SPARE PARTS DETAILS
DETAILS ZU DEN ERSATZTEILEN
DÉTAIL DE PIÉCES DE RECHANGE

PAG. G 1

DATI TECNICI E CONSIGLI
TECHNICAL DATA AND SUGGESTIONS
TECHNISCHE DATEN UND EMPFEHLUNGEN
DONNÉES TECNIQUES ET CONSEILS

PAG. H 2

A RICHIESTA - ON REQUEST - AUF ANFRAGE - SUR DEMANDE

MDJNR/L

⌀ 20x20 - 32x32

93°

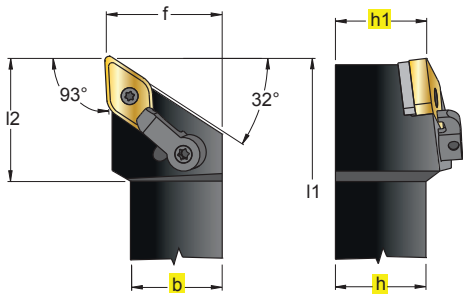

In figura utensile destro - Right-hand shown

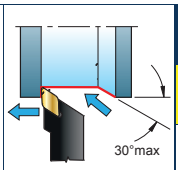

DNMA
DNMG
DNMM

M

MDQNR/L

⌀ 25x25

107,5°

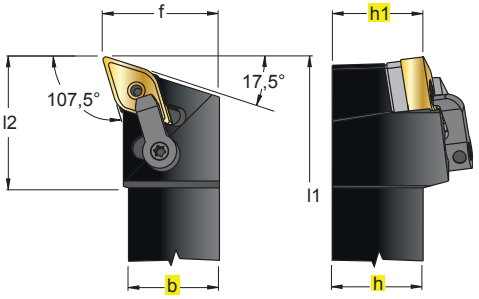

In figura utensile destro - Right-hand shown

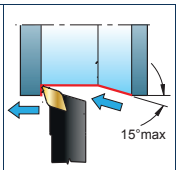

DNMA
DNMG
DNMM

M

.B32 .B52 .B54

INSERTI - INSERTS
PAG. A 135

ART. R L	(mm) h=h1	b	f	l1	l2		1	2	3	4	5	6
MDJNR/L 2020 K 15	20	20	25	125	35	1506	KDN433	KLM 46L	CKM 22	STCM20	5415	KMS 4
MDJNR/L 2525 M 15	25	25	32	150	35							
MDJNR/L 3225 P 15	32	25	32	170	36							
MDJNR/L 3232 P 15	32	32	40	170	36							

- VITE DI FISSAGGIO DEL SOTTOPLACCHETTA PER INSERTI SENZA FORO
- SHIM CLAMPING SCREW FOR INSERTS WITHOUT BORE
- UNTERLEGPLATTENBEFESTIGUNGSSCHRAUBE FÜR WENDEPLATTEN OHNE BOHRUNG
- VIS DE FIXAGE DE SOUS-PLAQUETTE POUR PLAQUETTES SANS TROU

MDQNR/L 2525 M 15	25	25	32	150	36	1506	KDN433	KLM 46L	CKM 22	STCM20	5415	KMS 4

- VITE DI FISSAGGIO DEL SOTTOPLACCHETTA PER INSERTI SENZA FORO
- SHIM CLAMPING SCREW FOR INSERTS WITHOUT BORE
- UNTERLEGPLATTENBEFESTIGUNGSSCHRAUBE FÜR WENDEPLATTEN OHNE BOHRUNG
- VIS DE FIXAGE DE SOUS-PLAQUETTE POUR PLAQUETTES SANS TROU

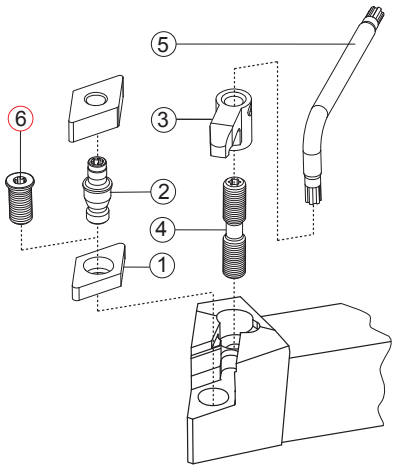

CAMPI D'IMPIEGO DEGLI INSERTI PER TORNITURA
FIELDS OF APPLICATION FOR TURNING INSERTS
EINSATZGEBIETE FÜR DREHPLATTEN
CHAMPS D'USINAGE DES PLAQUETTES POUR TOURNAGE
PAG. A 126

VELOCITÀ DI TAGLIO Vc
Vc. CUTTING SPEED
Vc. SCHNITTGESCHWINDIGKEIT
Vc. VITESSE DE COUPE
PAG. A 124

DETTAGLIO RICAMBI
SPARE PARTS DETAILS
DETAILS ZU DEN ERSATZTEILEN
DÉTAIL DE PIÉCES DE RECHANGE
PAG. G 1

DATI TECNICI E CONSIGLI
TECHNICAL DATA AND SUGGESTIONS
TECHNISCHE DATEN UND EMPFEHLUNGEN
DONNÉES TECNIQUES ET CONSEILS
PAG. H 2

○ A RICHIESTA - ON REQUEST - AUF ANFRAGE - SUR DEMANDE

SAU QUALITY TOOLS ENGINEERING

MSSNR/L

⌀ 20x20 - 40x40

45°

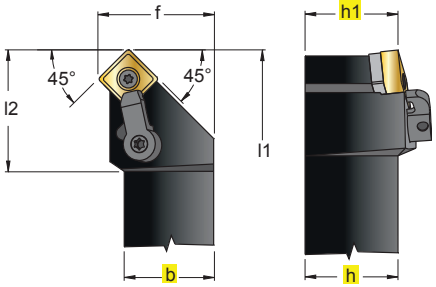

In figura utensile destro - Right-hand shown

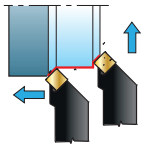

SNMA
SNMG
SNMM

M

MSBNR/L

⌀ 32x32 - 40x40

75°

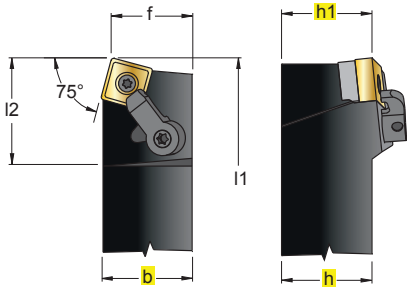

In figura utensile destro - Right-hand shown

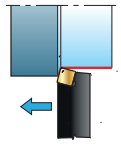

SNMA
SNMG
SNMM

M

.B52

.B54

INSERTI - INSERTS
PAG. A 135

ART. (mm)	h=h1	b	f	l1	l2		①	②	③	④	⑤	⑥	⑦
MSSNR/L 2020 K 12	20	20	25	125	32	1204	KSN433	KLM 46	CKM 21	STCM20	5415	KMS 4	RSN1225
MSSNR/L 2525 M 12	25	25	32	150	33								
MSSNR/L 3232 P 12	32	32	40	170	40								
MSSNR/L 3232 P 19	32	32	40	170	40	1906	KSN633	KLM 68	CKM 12	STCM4	5425	KMS 6	–
MSSNR/L 4040 S 19	40	40	50	250	40								
MSBNR/L 3232 P 19	32	32	27	170	39	1906	KSN633	KLM 68	CKM 12	STCM4	5425	KMS 6	–
MSBNR/L 4040 S 19	40	40	35	250	39								

ART.	DIMENSIONI MEASURES ABMESSUNGEN DIMENSIONES			INSERTO INSERT WENDEPLATTEN PLAQUETTES
RSN 1225	R, L, H	L	10,7	12,7
		H	2,5	
		R	2,3	SN.. 1204..

- VITE DI FISSAGGIO DEL SOTTOPLACCHETTA PER INSERTI SENZA FORO
- SHIM CLAMPING SCREW FOR INSERTS WITHOUT BORE
- UNTERLEGPLATTENBEFESTIGUNGSSCHRAUBE FÜR WENDEPLATTEN OHNE BOHRUNG
- VIS DE FIXAGE DE SOUS-PLAQUETTE POUR PLAQUETTES SANS TROU

- ROMPITRUCIOLO PER INSERTI CERAMICI E SENZA FORO
- CHIP BREAKER FOR CERAMIC INSERTS AND FOR INSERTS WITHOUT BORE
- SPANBRECHER FUER KERAMISCHE WENDEPLATTEN UND FUER WENDEPLATTEN OHNE KUEHLMITTELBOHRUNG
- BRISE-CPEAUX POUR PLAQUETTES CERAMIQUES ET POUR PLAQUETTES SANS TROU

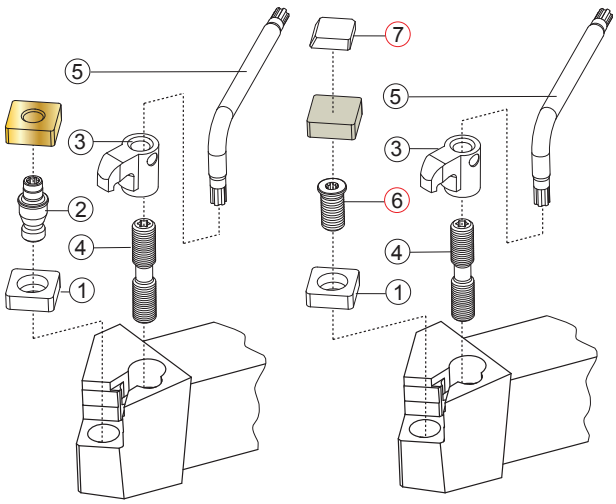

- CAMPI D'IMPIEGO DEGLI INSERTI PER TORNITURA
- FIELDS OF APPLICATION FOR TURNING INSERTS
- EINSATZGEBIETE FÜR DREHPLATTEN
- CHAMPS D'USINAGE DES PLAQUETTES POUR TOURNAGE

PAG. A 126

- VELOCITÀ DI TAGLIO Vc
- Vc. CUTTING SPEED
- Vc. SCHNITTGESCHWINDIGKEIT
- Vc. VITESSE DE COUPE

PAG. A 124

- DETTAGLIO RICAMBI
- SPARE PARTS DETAILS
- DETAILS ZU DEN ERSATZTEILEN
- DÉTAIL DE PIÉCES DE RECHANGE

PAG. G 1

- DATI TECNICI E CONSIGLI
- TECHNICAL DATA AND SUGGESTIONS
- TECHNISCHE DATEN UND EMPFEHLUNGEN
- DONNÉES TECNIQUES ET CONSEILS

PAG. H 2

A RICHIESTA - ON REQUEST - AUF ANFRAGE - SUR DEMANDE

MVJNR/L

⌀ 20x20 - 32x25

93°

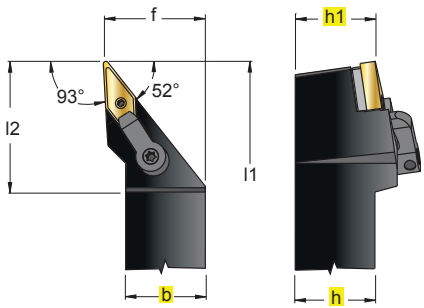

In figura utensile destro - Right-hand shown

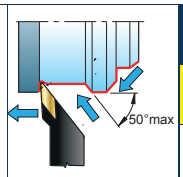

VNMG

M

MVVNN

⌀ 20x20 - 32x25

72,5°

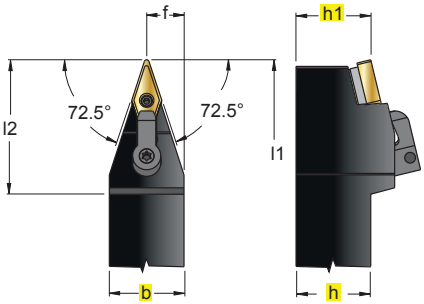

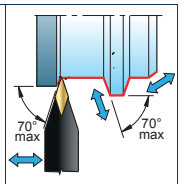

VNMG

M

.B42

.B43

.B52

INSERTI - INSERTS
PAG. A 137

ART. R L	(mm) h=h1	b	f	l1	l2		①	②	③	④	⑤	⑥	⑦
MVJNR/L 2020 K 16	20	20	25	125	32	1604	KVN323	KLM34L	5508	CKM22	STCM20	5415	KMS 3
MVJNR/L 2525 M 16	25	25	32	150	32								
MVJNR/L 3225 P 16	32	25	32	170	32								
MVVNN 2020 K 16	20	20	10	125	45	1604	KVN323	KLM34L	5508	CKM22	STCM20	5415	KMS 3
MVVNN 2525 M 16	25	25	12,5	150	45								
MVVNN 3225 P 16	32	25	12,5	170	45								

- VITE DI FISSAGGIO DEL SOTTOPLACCHETTA PER INSERTI SENZA FORO
- SHIM CLAMPING SCREW FOR INSERTS WITHOUT BORE
- UNTERLEGPLATTENBEFESTIGUNGSSCHRAUBE FÜR WENDEPLATTEN OHNE BOHRUNG
- VIS DE FIXAGE DE SOUS-PLAQUETTE POUR PLAQUETTES SANS TROU

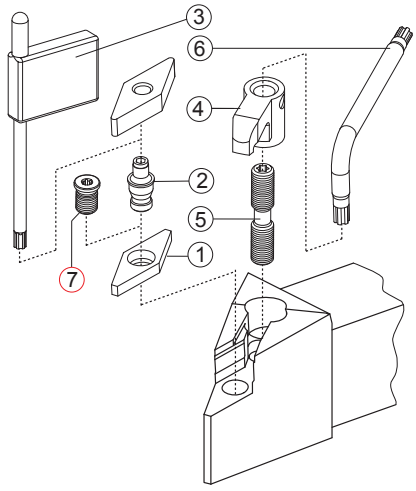

- CAMPI D'IMPIEGO DEGLI INSERTI PER TORNITURA
- FIELDS OF APPLICATION FOR TURNING INSERTS
- EINSATZGEBIETE FÜR DREHPLATTEN
- CHAMPS D'USINAGE DES PLAQUETTES POUR TOURNAGE

PAG. A 126

- VELOCITÀ DI TAGLIO Vc
- Vc. CUTTING SPEED
- Vc. SCHNITTGESCHWINDIGKEIT
- Vc. VITESSE DE COUPE

PAG. A 124

- DETTAGLIO RICAMBI
- SPARE PARTS DETAILS
- DETAILS ZU DEN ERSATZTEILEN
- DÉTAIL DE PIÉCES DE RECHANGE

PAG. G 1

- DATI TECNICI E CONSIGLI
- TECHNICAL DATA AND SUGGESTIONS
- TECHNISCHE DATEN UND EMPFEHLUNGEN
- DONNÉES TECNIQUES ET CONSEILS

PAG. H 2

○ A RICHIESTA - ON REQUEST - AUF ANFRAGE - SUR DEMANDE

MVPNR/L

⌀ 20x20 - 32x25

117,5°

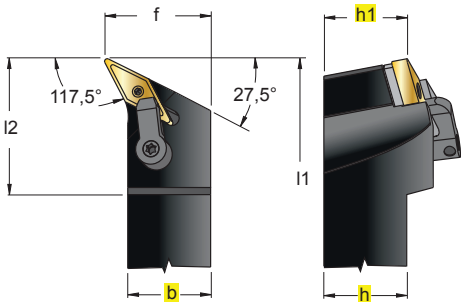

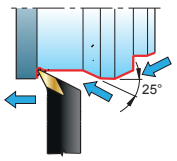

VNMG

M

In figura utensile destro - Right-hand shown

.B42

.B43

.B52

INSERTI - INSERTS
PAG. A 137

ART.	(mm) h=h1	b	f	l1	l2		①	②	③	④	⑤	⑥	⑦
MVPNR/L 2020 K 16	20	20	25	125	41	1604	KVN323	KLM34L	5508	CKM22	STCM20	5415	KMS 3
MVPNR/L 2525 M 16	25	25	32	150	41								
MVPNR/L 3225 P 16	32	25	32	170	32								

- VITE DI FISSAGGIO DEL SOTTOPLACCHETTA PER INSERTI SENZA FORO
- SHIM CLAMPING SCREW FOR INSERTS WITHOUT BORE
- UNTERLEGPLATTENBEFESTIGUNGSSCHRAUBE FÜR WENDEPLATTEN OHNE BOHRUNG
- VIS DE FIXAGE DE SOUS-PLAQUETTE POUR PLAQUETTES SANS TROU

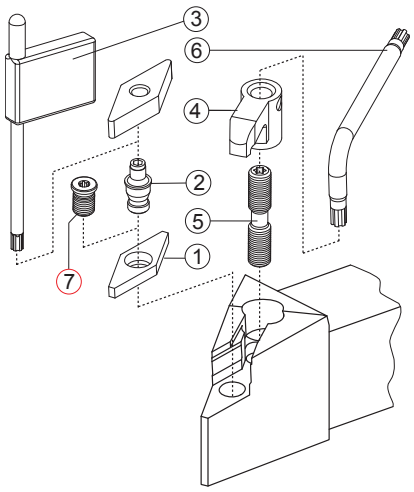

CAMPI D'IMPIEGO DEGLI INSERTI PER TORNITURA
FIELDS OF APPLICATION FOR TURNING INSERTS
EINSATZGEBIETE FÜR DREHPLATTEN
CHAMPS D'USINAGE DES PLAQUETTES POUR TOURNAGE
PAG. A 126

VELOCITÀ DI TAGLIO Vc
Vc. CUTTING SPEED
Vc. SCHNITTGESCHWINDIGKEIT
Vc. VITESSE DE COUPE
PAG. A 124

DETTAGLIO RICAMBI
SPARE PARTS DETAILS
DETAILS ZU DEN ERSATZTEILEN
DÉTAIL DE PIÈCES DE RECHANGE
PAG. G 1

DATI TECNICI E CONSIGLI
TECHNICAL DATA AND SUGGESTIONS
TECHNISCHE DATEN UND EMPFEHLUNGEN
DONNÉES TECNIQUES ET CONSEILS
PAG. H 2

A RICHIESTA - ON REQUEST - AUF ANFRAGE - SUR DEMANDE

SCLCR/L

95°

⌀ 08x08 - 25x25

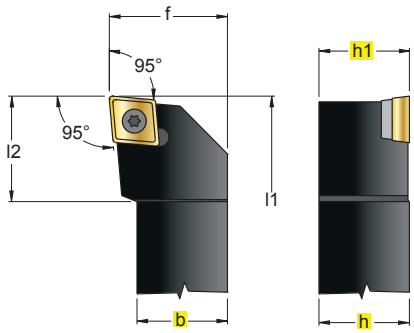

In figura utensile destro - Right-hand shown

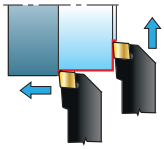

CC.T

CC.W

S

.B22
.B33
.K47P
.Z57
.B34
.S42
.B56

INSERTI - INSERTS
PAG. A 138

ART. R L	(mm) h=h1	b	f	l1	l2	Nm		①	②	③	④	◯
SCLCR/L 0808 D 06	8	8	10	60	10	1,1÷1,3	0602	–	–	12256P	5508P	
SCLCR/L 1010 E 06	10	10	12	70	10	1,1÷1,3						
SCLCR/L 1212 F 09	12	12	16	80	15	3,8÷5,0	09T3	–	–	12409P	5515P	
SCLCR/L 1616 H 09	16	16	20	100	15	3,0÷3,5	09T3	3609	BCL7	123511P	5515P	
SCLCR/L 2020 K 09	20	20	25	125	17	3,0÷3,5						
SCLCR/L 2525 M 09	25	25	32	150	18	3,0÷3,5						
SCLCR/L 1616 H 12	16	16	20	100	20	4,0÷5,0	1204	3611	BCL15	124513P	5520P	
SCLCR/L 2020 K 12	20	20	25	125	20	4,0÷5,0						
SCLCR/L 2525 M 12	25	25	32	150	20	4,0÷5,0						

PER UTENSILE **R** MONTARE INSERTO **CCET..R.B22** , PER UTENSILE **L** MONTARE INSERTO **CCET..L.B22**

FOR **R** TOOL FIT INSERT **CCET..R.B22**, FOR **L** TOOL FIT INSERT **CCET..L.B22**

FÜR DAS WERKZEUG **R** DIE WENDEPLATTE **CCET..R.B22** EINSETZEN; FÜR DAS WERKZEUG **L** DIE WENDEPLATTE **CCET..L.B22...**

DANS LE CAS DE L'OUTIL **R** MONTER LA PLAQUETTE **CCET..R.B22**, DANS LE CAS DE L'OUTIL **L** MONTER LA PLAQUETTE **CCET..L.B22**

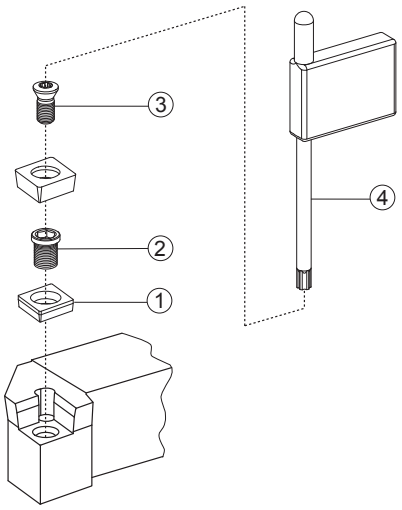

CAMPI D'IMPIEGO DEGLI INSERTI PER TORNITURA
FIELDS OF APPLICATION FOR TURNING INSERTS
EINSATZGEBIETE FÜR DREHPLATTEN
CHAMPS D'USINAGE DES PLAQUETTES POUR TOURNAGE

PAG. A 126

VELOCITÀ DI TAGLIO Vc
Vc. CUTTING SPEED
Vc. SCHNITTGESCHWINDIGKEIT
Vc. VITESSE DE COUPE

PAG. A 124

DETTAGLIO RICAMBI
SPARE PARTS DETAILS
DETAILS ZU DEN ERSATZTEILEN
DÉTAIL DE PIÉCES DE RECHANGE

PAG. G 1

DATI TECNICI E CONSIGLI
TECHNICAL DATA AND SUGGESTIONS
TECHNISCHE DATEN UND EMPFEHLUNGEN
DONNÉES TECNIQUES ET CONSEILS

PAG. H 2

◯ A RICHIESTA - ON REQUEST - AUF ANFRAGE - SUR DEMANDE

SDHCR/L

107,5°

⌀ 10x10 - 25x25

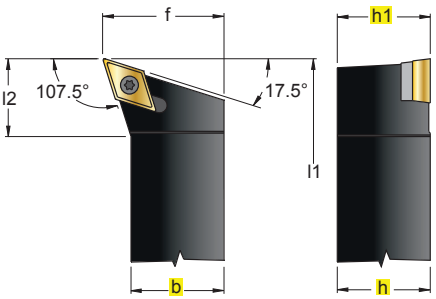

In figura utensile destro - Right-hand shown

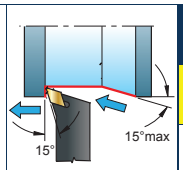

DC.T

DC.W

S

SDJCR/L

93°

⌀ 08x08 - 25x25

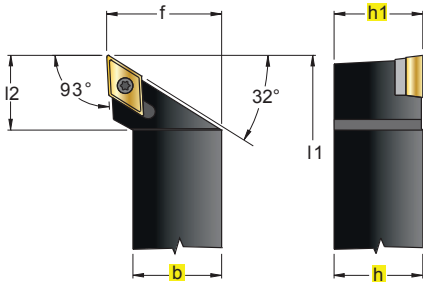

In figura utensile destro - Right-hand shown

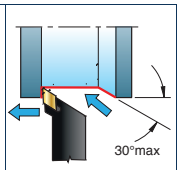

DC.T

DC.W

S
.K47P

.B53

.Z57

.B34

.K53

.B56

INSERTI - INSERTS
PAG. A 140

ART. R L	(mm) h=h1	b	f	l1	l2	Nm		①	②	③	④	◯
SDHCR/L 1010 E 07	10	10	12	70	10	1,1÷1,3	0702	–	–	12256P	5508P	
SDHCR/L 1212 F 07	12	12	16	80	12	1,1÷1,3						
SDHCR/L 1616 H 11	16	16	20	100	19	3,0÷3,5	11T3	3711	BCL7	123511P	5515P	
SDHCR/L 2020 K 11	20	20	25	125	18	3,0÷3,5						
SDHCR/L 2525 M 11	25	25	32	150	20	3,0÷3,5						
SDJCR/L 0808 D 07	8	8	10	60	14	1,1÷1,3	0702	–	–	12256P	5508P	
SDJCR/L 1010 E 07	10	10	12	70	14	1,1÷1,3						
SDJCR/L 1212 F 07	12	12	16	80	14	1,1÷1,3						
SDJCR/L 1212 F 11	12	12	16	80	21	3,8÷5,0	11T3	–	–	12409P	5515P	
SDJCR/L 1616 H 11	16	16	20	100	22	3,0÷3,5	11T3	3711	BCL7	123511P	5515P	
SDJCR/L 2020 K 11	20	20	25	125	23	3,0÷3,5						
SDJCR/L 2525 M 11	25	25	32	150	27	3,0÷3,5						

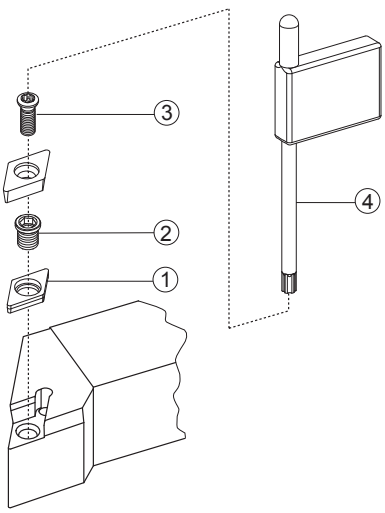

CAMPI D'IMPIEGO DEGLI INSERTI PER TORNITURA
FIELDS OF APPLICATION FOR TURNING INSERTS
EINSATZGEBIETE FÜR DREHPLATTEN
CHAMPS D'USINAGE DES PLAQUETTES POUR TOURNAGE

PAG. A 126

VELOCITÀ DI TAGLIO Vc
Vc. CUTTING SPEED
Vc. SCHNITTGESCHWINDIGKEIT
Vc. VITESSE DE COUPE

PAG. A 124

DETTAGLIO RICAMBI
SPARE PARTS DETAILS
DETAILS ZU DEN ERSATZTEILEN
DÉTAIL DE PIÈCES DE RECHANGE

PAG. G 1

DATI TECNICI E CONSIGLI
TECHNICAL DATA AND SUGGESTIONS
TECHNISCHE DATEN UND EMPFEHLUNGEN
DONNÉES TECNIQUES ET CONSEILS

PAG. H 2

◯ A RICHIESTA - ON REQUEST - AUF ANFRAGE - SUR DEMANDE

SDNCN

63°

⌀ 08x08 - 25x25

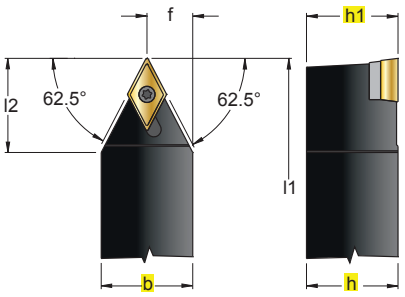

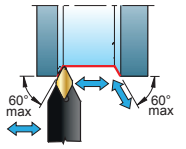

DC.T

DC.W

S
.K47P

.B53

.Z57

.B34

.K53

.B56

INSERTI - INSERTS
PAG. A 140

ART.	(mm) h=h1	b	f	l1	l2	Nm		①	②	③	④	◯
SDNCN 0808 D 07	8	8	4,0	60	9	1,1÷1,3	0702	–	–	12256P	5508P	
SDNCN 1010 E 07	10	10	5,0	70	11	1,1÷1,3						
SDNCN 1212 F 07	12	12	6,0	80	13	1,1÷1,3						
SDNCN 1212 F 11	12	12	6,0	80	12	3,8÷5,0	11T3	–	–	12409P	5515P	
SDNCN 1616 H 11	16	16	8,0	100	16	3,0÷3,5	11T3	3711	BCL7	123511P	5515P	
SDNCN 2020 K 11	20	20	10,0	125	20	3,0÷3,5						
SDNCN 2525 M 11	25	25	12,5	150	25	3,0÷3,5						

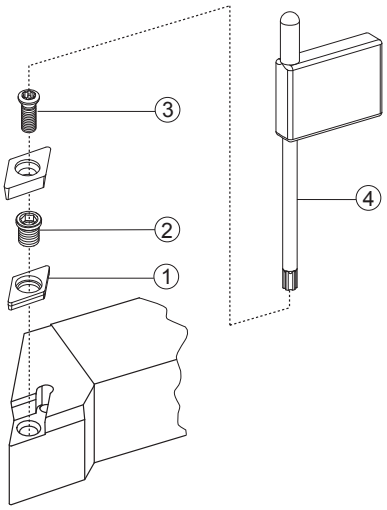

CAMPI D'IMPIEGO DEGLI INSERTI PER TORNITURA
FIELDS OF APPLICATION FOR TURNING INSERTS
EINSATZGEBIETE FÜR DREHPLATTEN
CHAMPS D'USINAGE DES PLAQUETTES POUR TOURNAGE
PAG. A 126

VELOCITÀ DI TAGLIO Vc
Vc. CUTTING SPEED
Vc. SCHNITTGESCHWINDIGKEIT
Vc. VITESSE DE COUPE
PAG. A 124

DETTAGLIO RICAMBI
SPARE PARTS DETAILS
DETAILS ZU DEN ERSATZTEILEN
DÉTAIL DE PIÉCES DE RECHANGE
PAG. G 1

DATI TECNICI E CONSIGLI
TECHNICAL DATA AND SUGGESTIONS
TECHNISCHE DATEN UND EMPFEHLUNGEN
DONNÉES TECNIQUES ET CONSEILS
PAG. H 2

◯ A RICHIESTA - ON REQUEST - AUF ANFRAGE - SUR DEMANDE

SRDCN

⌽ 12x12 - 25x25

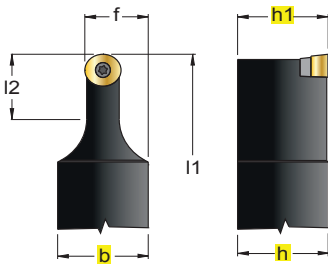

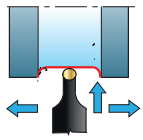

RC.T

RC.W

S
.Z52

.Z52

.Z57

INSERTI - INSERTS
PAG. A 141

ART.	(mm) h=h1	b	f	l1	l2	Nm		①	②	③	④	◯
SRDCN 1212 F 06	12	12	9,0	80	12,5	1,1÷1,3	0602M0	–	–	12256P	5508P	
SRDCN 1616 H 06	16	16	11,0	100	12,5	1,1÷1,3						
SRDCN 2020 K 06	20	20	13,0	125	12,5	1,1÷1,3						
SRDCN 2525 M 06	25	25	15,5	150	12,5	1,1÷1,3						
SRDCN 1616 H 08	16	16	12,0	100	16,5	1,2÷1,5	0803M0	–	–	123008P	5508P	
SRDCN 2020 K 08	20	20	14,0	125	16,5	1,2÷1,5						
SRDCN 2525 M 08	25	25	16,5	150	16,5	1,2÷1,5						
SRDCN 1616 H 10	16	16	13,0	100	20,5	3,0÷3,5	1003M0	3810	BCL7	123511P	5515P	
SRDCN 2020 K 10	20	20	15,0	125	20,5	3,0÷3,5						
SRDCN 2525 M 10	25	25	17,5	150	20,5	3,0÷3,5						

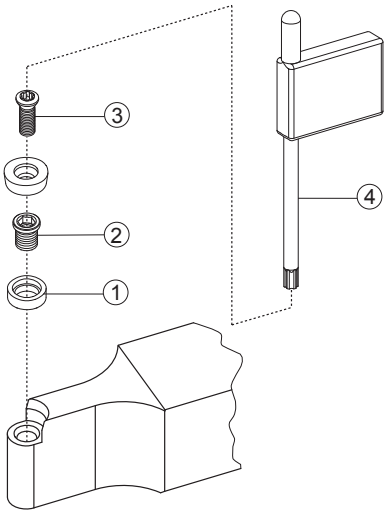

CAMPI D'IMPIEGO DEGLI INSERTI PER TORNITURA
FIELDS OF APPLICATION FOR TURNING INSERTS
EINSATZGEBIETE FÜR DREHPLATTEN
CHAMPS D'USINAGE DES PLAQUETTES POUR TOURNAGE
PAG. A 126

VELOCITÀ DI TAGLIO Vc
Vc. CUTTING SPEED
Vc. SCHNITTGESCHWINDIGKEIT
Vc. VITESSE DE COUPE
PAG. A 124

DETTAGLIO RICAMBI
SPARE PARTS DETAILS
DETAILS ZU DEN ERSATZTEILEN
DÉTAIL DE PIÉCES DE RECHANGE
PAG. G 1

DATI TECNICI E CONSIGLI
TECHNICAL DATA AND SUGGESTIONS
TECHNISCHE DATEN UND EMPFEHLUNGEN
DONNÉES TECNIQUES ET CONSEILS
PAG. H 2

◯ A RICHIESTA - ON REQUEST - AUF ANFRAGE - SUR DEMANDE

SSSCR/L

⌀ 12x12 - 25x25

45°

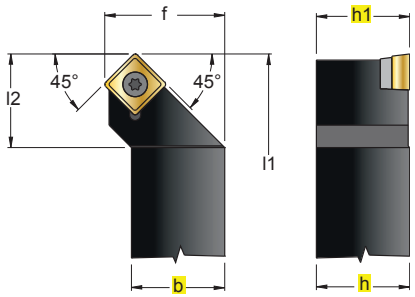

In figura utensile destro - Right-hand shown

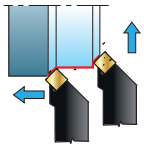

SC.T

SC.W

S
.K47P

.Z57

.B56

INSERTI - INSERTS
PAG. A 141

ART. R L	(mm) h=h1	b	f	l1	l2	Nm		①	②	③	④	◯
SSSCR/L 1212 F 09	12	12	16	80	19	3,8÷5,0	09T3	–	–	12409P	5515P	
SSSCR/L 1616 H 09	16	16	20	100	22	3,0÷3,5	09T3	3509	BCL7	123511P	5515P	
SSSCR/L 2020 K 09	20	20	25	125	23	3,0÷3,5						
SSSCR/L 1616 H 12	16	16	20	100	22	4,0÷5,0	1204	3511	BCL15	124513P	5520P	
SSSCR/L 2020 K 12	20	20	25	125	23	4,0÷5,0						
SSSCR/L 2525 M 12	25	25	32	150	27	4,0÷5,0						

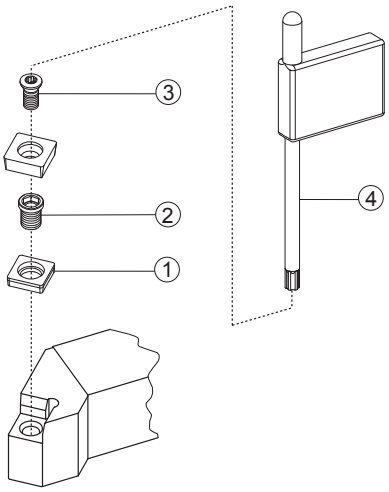

CAMPI D'IMPIEGO DEGLI INSERTI PER TORNITURA
FIELDS OF APPLICATION FOR TURNING INSERTS
EINSATZGEBIETE FÜR DREHPLATTEN
CHAMPS D'USINAGE DES PLAQUETTES POUR TOURNAGE
PAG. A 126

VELOCITÀ DI TAGLIO Vc
Vc. CUTTING SPEED
Vc. SCHNITTGESCHWINDIGKEIT
Vc. VITESSE DE COUPE
PAG. A 124

DETTAGLIO RICAMBI
SPARE PARTS DETAILS
DETAILS ZU DEN ERSATZTEILEN
DÉTAIL DE PIÉCES DE RECHANGE
PAG. G 1

DATI TECNICI E CONSIGLI
TECHNICAL DATA AND SUGGESTIONS
TECHNISCHE DATEN UND EMPFEHLUNGEN
DONNÉES TECNIQUES ET CONSEILS
PAG. H 2

◯ A RICHIESTA - ON REQUEST - AUF ANFRAGE - SUR DEMANDE

STFCR/L

⌽ 08x08 - 25x25

90°

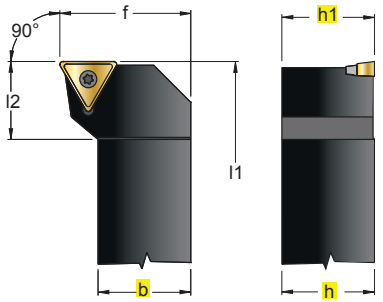

In figura utensile destro - Right-hand shown

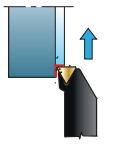

TC.T

TC.W

S

STGCR/L

⌽ 08x08 - 25x25

90°

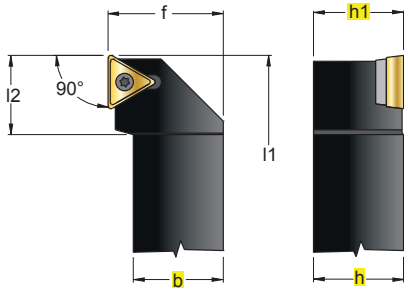

In figura utensile destro - Right-hand shown

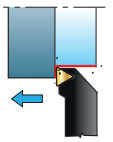

TC.T

TC.W

S



.K47P .Z57 .B34 .S42 .B56

INSERTI - INSERTS
PAG. A 142

ART. R L	(mm) h=h1	b	f	l1	l2	Nm		①	②	③	④	◯
STFCR/L 0808 D 09	8	8	10	60	10	0,9÷1,0	0902	–	–	12225P	5507P	
STFCR/L 1010 E 09	10	10	12	70	10	0,9÷1,0						
STFCR/L 1212 F 11	12	12	16	80	14	1,1÷1,3	1102	–	–	12256P	5508P	
STFCR/L 1616 H 11	16	16	20	100	15	1,1÷1,3						
STFCR/L 1616 H 16	16	16	20	100	20	3,0÷3,5	16T3	3415	BCL7	123511P	5515P	
STFCR/L 2020 K 16	20	20	25	125	23	3,0÷3,5						
STFCR/L 2525 M 16	25	25	32	150	23	3,0÷3,5						
STGCR/L 0808 D 09	8	8	10	60	10	0,9÷1,0	0902	–	–	12225P	5507P	
STGCR/L 1010 E 09	10	10	12	70	10	0,9÷1,0						
STGCR/L 1212 F 11	12	12	16	80	15	1,1÷1,3	1102	–	–	12256P	5508P	
STGCR/L 1616 H 11	16	16	20	100	15	1,1÷1,3						
STGCR/L 1616 H 16	16	16	20	100	20	3,0÷3,5	16T3	3415	BCL7	123511P	5515P	
STGCR/L 2020 K 16	20	20	25	125	20	3,0÷3,5						
STGCR/L 2525 M 16	25	25	32	150	20	3,0÷3,5						

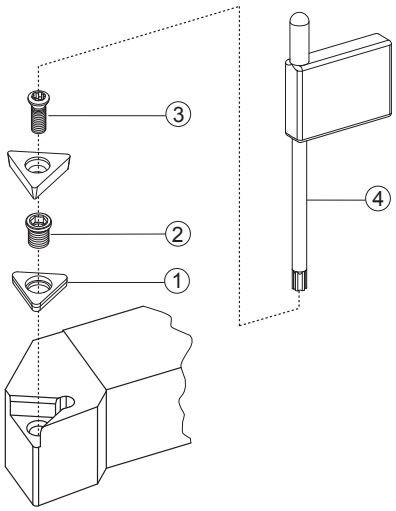

CAMPI D'IMPIEGO DEGLI INSERTI PER TORNITURA
FIELDS OF APPLICATION FOR TURNING INSERTS
EINSATZGEBIETE FÜR DREHPLATTEN
CHAMPS D'USINAGE DES PLAQUETTES POUR TOURNAGE

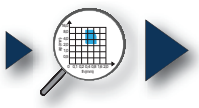

PAG. A 126

VELOCITÀ DI TAGLIO Vc
Vc. CUTTING SPEED
Vc. SCHNITTGESCHWINDIGKEIT
Vc. VITESSE DE COUPE

PAG. A 124

DETTAGLIO RICAMBI
SPARE PARTS DETAILS
DETAILS ZU DEN ERSATZTEILEN
DÉTAIL DE PIÉCES DE RECHANGE

PAG. G 1

DATI TECNICI E CONSIGLI
TECHNICAL DATA AND SUGGESTIONS
TECHNISCHE DATEN UND EMPFEHLUNGEN
DONNÉES TECNIQUES ET CONSEILS

PAG. H 2

◯ A RICHIESTA - ON REQUEST - AUF ANFRAGE - SUR DEMANDE

SVHCR/L

⌀ 16x16 - 32x25

107,5°

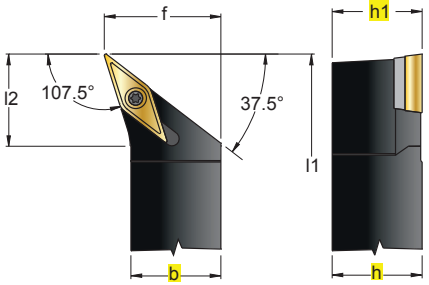

In figura utensile destro - Right-hand shown

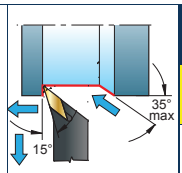

VC.T

VC.W

S

SVJCR/L

⌀ 12x12 - 32x25

93°

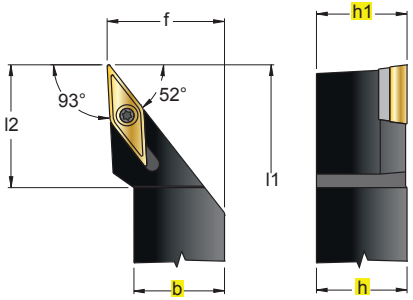

In figura utensile destro - Right-hand shown

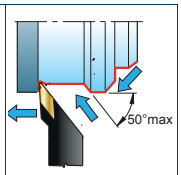

VC.T

VC.W

S
.K47P

.Z57

.B34

.B56

INSERTI - INSERTS
PAG. A 143

ART.	(mm) h=h1	b	f	l1	l2	Nm		①	②	③	④	○
SVHCR/L 1616 H 11	16	16	20	100	15	1,1÷1,3	1103	–	–	12256P	5508P	
SVHCR/L 2020 K 11	20	20	25	125	18	1,1÷1,3						
SVHCR/L 2525 M 11	25	25	32	150	25	1,1÷1,3						
SVHCR/L 2020 K 16	20	20	25	125	17	3,0÷3,5	1604	3716	BCL7	123511P	5515P	
SVHCR/L 2525 M 16	25	25	32	150	23	3,0÷3,5						
SVHCR/L 3225 P 16	32	25	32	170	23	3,0÷3,5						
SVJCR/L 1212 F 11	12	12	16	80	21	1,1÷1,3	1103	–	–	12256P	5508P	
SVJCR/L 1616 H 11	16	16	20	100	24	1,1÷1,3						
SVJCR/L 2020 K 11	20	20	25	125	23	1,1÷1,3						
SVJCR/L 2525 M 11	25	25	32	150	27	1,1÷1,3						
SVJCR/L 2020 K 16	20	20	25	125	30	3,0÷3,5	1604	3716	BCL7	123511P	5515P	
SVJCR/L 2525 M 16	25	25	32	150	33	3,0÷3,5						
SVJCR/L 3225 P 16	32	25	32	170	33	3,0÷3,5						

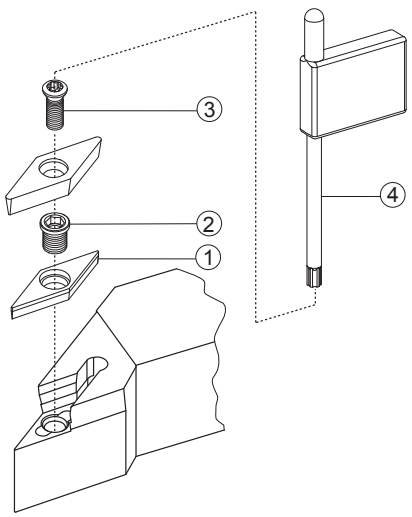

CAMPI D'IMPIEGO DEGLI INSERTI PER TORNITURA
FIELDS OF APPLICATION FOR TURNING INSERTS
EINSATZGEBIETE FÜR DREHPLATTEN
CHAMPS D'USINAGE DES PLAQUETTES POUR TOURNAGE
PAG. A 126

VELOCITÀ DI TAGLIO Vc
Vc. CUTTING SPEED
Vc. SCHNITTGESCHWINDIGKEIT
Vc. VITESSE DE COUPE
PAG. A 124

DETTAGLIO RICAMBI
SPARE PARTS DETAILS
DETAILS ZU DEN ERSATZTEILEN
DÉTAIL DE PIÉCES DE RECHANGE
PAG. G 1

DATI TECNICI E CONSIGLI
TECHNICAL DATA AND SUGGESTIONS
TECHNISCHE DATEN UND EMPFEHLUNGEN
DONNÉES TECNIQUES ET CONSEILS
PAG. H 2

○ A RICHIESTA - ON REQUEST - AUF ANFRAGE - SUR DEMANDE

SVXCR/L

⌀ 20x20 - 25x25

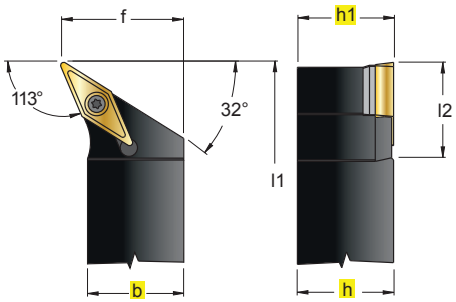

In figura utensile destro - Right-hand shown

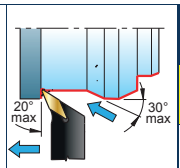

VC.T

VC.W

S

SVVCN

72,5°

⌀ 16x16 - 32x25

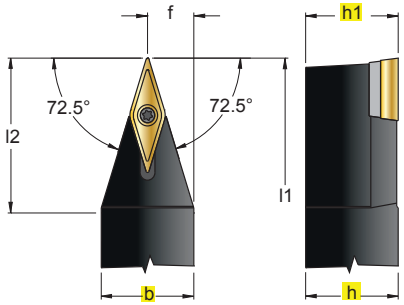

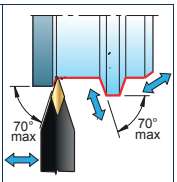

VC.T

VC.W

S
.K47P

.Z57

.B34

.B56

INSERTI - INSERTS
PAG. A 143

ART. R L	(mm) h=h1	b	f	l1	l2	Nm		①	②	③	④	◯
SVXCR/L 2020 K 16	20	20	25	125	25	3,0÷3,5	1604	3716	BCL7	123511P	5515P	
SVXCR/L 2525 M 16	25	25	32	150	25	3,0÷3,5						
SVVCN 1616 H 11	16	16	8,0	100	26	1,1÷1,3	1103	–	–	12256P	5508P	
SVVCN 2020 K 11	20	20	10,0	125	32	1,1÷1,3						
SVVCN 2525 M 11	25	25	12,5	150	40	1,1÷1,3						
SVVCN 2020 K 16	20	20	10,0	125	34	3,0÷3,5	1604	3716	BCL7	123511P	5515P	
SVVCN 2525 M 16	25	25	12,5	150	42	3,0÷3,5						
SVVCN 3225 P 16	32	25	12,5	170	42	3,0÷3,5						

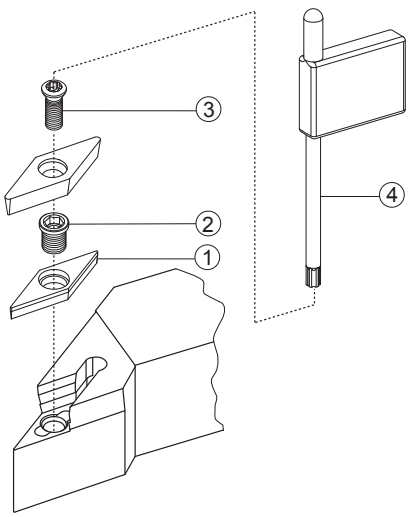

CAMPI D'IMPIEGO DEGLI INSERTI PER TORNITURA
FIELDS OF APPLICATION FOR TURNING INSERTS
EINSATZGEBIETE FÜR DREHPLATTEN
CHAMPS D'USINAGE DES PLAQUETTES POUR TOURNAGE
PAG. A 126

VELOCITÀ DI TAGLIO Vc
Vc. CUTTING SPEED
Vc. SCHNITTGESCHWINDIGKEIT
Vc. VITESSE DE COUPE
PAG. A 124

DETTAGLIO RICAMBI
SPARE PARTS DETAILS
DETAILS ZU DEN ERSATZTEILEN
DÉTAIL DE PIÈCES DE RECHANGE
PAG. G 1

DATI TECNICI E CONSIGLI
TECHNICAL DATA AND SUGGESTIONS
TECHNISCHE DATEN UND EMPFEHLUNGEN
DONNÉES TECNIQUES ET CONSEILS
PAG. H 2

◯ A RICHIESTA - ON REQUEST - AUF ANFRAGE - SUR DEMANDE

SVJBR/L

⌀ 16x16 - 32x25

93°

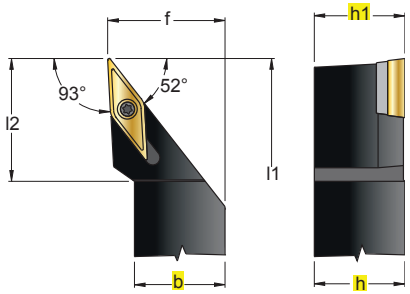

In figura utensile destro - Right-hand shown

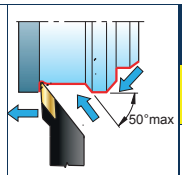

VB.T

VB.W

S

SVVBN

⌀ 20x20 - 32x25

72,5°

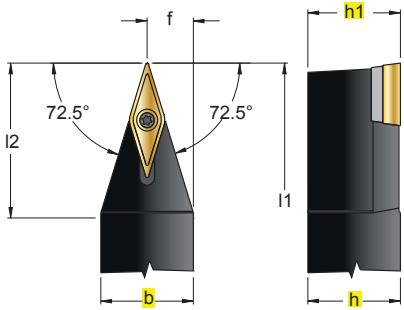

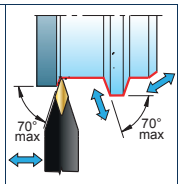

VB.T

VB.W

S
.B36

.S42

.B58

INSERTI - INSERTS
PAG. A 143

ART.	(mm) h=h1	b	f	l1	l2	Nm		①	②	③	④	◯
SVJBR/L 1616 H 16	16	16	20	100	30	3,0÷3,5	1604	3716	BCL7	123511P	5515P	
SVJBR/L 2020 K 16	20	20	25	125	30	3,0÷3,5						
SVJBR/L 2525 M 16	25	25	32	150	33	3,0÷3,5						
SVJBR/L 3225 P 16	32	25	32	170	33	3,0÷3,5						
SVVBN 2020 K 16	20	20	10,0	125	34	3,0÷3,5	1604	3716	BCL7	123511P	5515P	
SVVBN 2525 M 16	25	25	12,5	150	42	3,0÷3,5						
SVVBN 3225 P 16	32	25	12,5	170	42	3,0÷3,5						

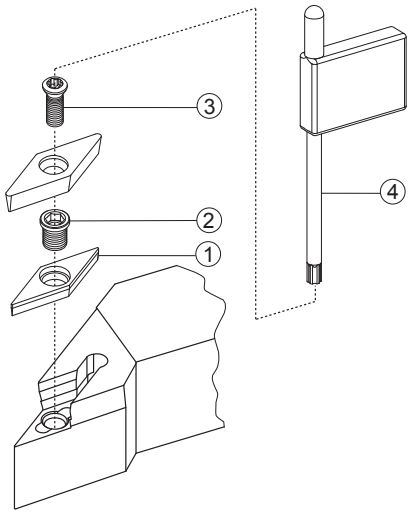

CAMPI D'IMPIEGO DEGLI INSERTI PER TORNITURA
FIELDS OF APPLICATION FOR TURNING INSERTS
EINSATZGEBIETE FÜR DREHPLATTEN
CHAMPS D'USINAGE DES PLAQUETTES POUR TOURNAGE

PAG. A 126

VELOCITÀ DI TAGLIO Vc
Vc. CUTTING SPEED
Vc. SCHNITTGESCHWINDIGKEIT
Vc. VITESSE DE COUPE

PAG. A 124

DETTAGLIO RICAMBI
SPARE PARTS DETAILS
DETAILS ZU DEN ERSATZTEILEN
DÉTAIL DE PIÉCES DE RECHANGE

PAG. G 1

DATI TECNICI E CONSIGLI
TECHNICAL DATA AND SUGGESTIONS
TECHNISCHE DATEN UND EMPFEHLUNGEN
DONNÉES TECNIQUES ET CONSEILS

PAG. H 2

◯ A RICHIESTA - ON REQUEST - AUF ANFRAGE - SUR DEMANDE

CKJNR/L

93°

⌽ 20x20 - 32x32

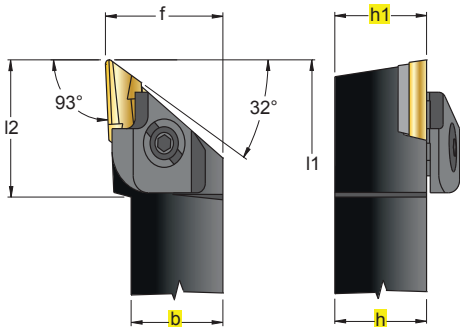

In figura utensile destro - Right-hand shown

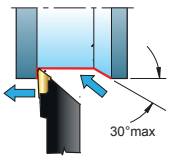

KNUX

C

.B69

INSERTI - INSERTS
PAG. A 135

ART. R L	(mm) h=h1	b	f	l1	l2	①	②	③	④	⑤	⑥	⑦
CKJNR 2020 K 16	20	20	25	125	32	1604..-R	2316	3226	4012	1614	4295	4204	5004
CKJNR 2525 M 16	25	25	32	150	32								
CKJNR 3232 P 16	32	32	40	170	32								
CKJNL 2020 K 16	20	20	30	125	32	1604..-L	2326	3236	4012	1614	4295	4204	5004
CKJNL 2525 M 16	25	25	32	150	32								
CKJNL 3232 P 16	32	32	40	170	32								

PER UTENSILE **R** MONTARE INSERTO **R** , PER UTENSILE **L** MONTARE INSERTO **L**

FOR **R** TOOL FIT INSERT **R**, FOR **L** TOOL FIT INSERT **L**

FÜR DAS WERKZEUG **R** DIE WENDEPLATTE **R** EINSETZEN; FÜR DAS WERKZEUG **L** DIE WENDEPLATTE **L**

DANS LE CAS DE L'OUTIL **R** MONTER LA PLAQUETTE **R**, DANS LE CAS DE L'OUTIL **L** MONTER LA PLAQUETTE **L**

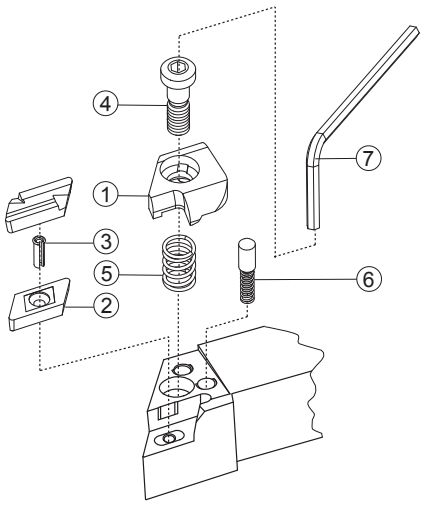

CAMPI D'IMPIEGO DEGLI INSERTI PER TORNITURA
FIELDS OF APPLICATION FOR TURNING INSERTS
EINSATZGEBIETE FÜR DREHPLATTEN
CHAMPS D'USINAGE DES PLAQUETTES POUR TOURNAGE

PAG. A 126

VELOCITÀ DI TAGLIO Vc
Vc. CUTTING SPEED
Vc. SCHNITTGESCHWINDIGKEIT
Vc. VITESSE DE COUPE

PAG. A 124

DETTAGLIO RICAMBI
SPARE PARTS DETAILS
DETAILS ZU DEN ERSATZTEILEN
DÉTAIL DE PIÉCES DE RECHANGE

PAG. G 1

DATI TECNICI E CONSIGLI
TECHNICAL DATA AND SUGGESTIONS
TECHNISCHE DATEN UND EMPFEHLUNGEN
DONNÉES TECNIQUES ET CONSEILS

PAG. H 2

THIEME CNC-Werkzeugtechnik
Erich THIEME GmbH
Königsfelderstraße 33 | 58256 Ennepetal
02333 | 9786-0 02333 | 9786-49
www.thieme-werkzeuge.de
info@thieme-werkzeuge.de